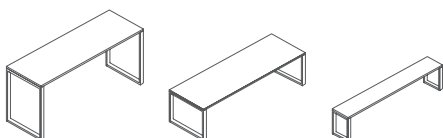


ferro benches & tables datasheet

Extent of Range

Ferro tables and benches are available with 25mm MFC top or 50mm laminate. Extensions available with integral cable management.



Delivery

This range is assembled on site by the Flexiform installation team, wrapped for protection.

Product Warranty

15 years subject to our standard T&C's. See the Flexiform Standard Warranty document for more information.

Product Certification

BS EN 15372:2016.

Features

Type: Multi-use tables for canteen and meetings.

Legs: 50mm x 50mm square section tube, laser cut for precision. Complete with adjustable feet.

Beams: 2 central beams manufactured from 50mm x 50mm square section tube with concealed fixings.

Tops: 25mm MFC or 50mm Laminate top.

Materials

MFC Top Panels: 25mm melamine faced chipboard (M.F.C) with 2mm ABS matching edging or contrasting edging. British standard 476 class 1 surface spread of flame. Meets E1 European standards on Formaldehyde emissions.

Laminate: 50mm light weight MDF with high pressure laminate face balancer and 2mm ABS edging.

Steel: Powder coated steel with minimum paint coverage thickness of 35 Microns. Indentation, cross cut+adhesion and bend tested.

Dimensions

Heights (depending upon top): 735mm/ 760mm or 1050mm/ 1075mm.

Widths: 1200mm, 1400mm, 1600mm, 1800mm, 2000mm, 2200mm or 2400mm.

Depth: 800mm.

Product Environmental Certification




Product Recyclable Content


Approximately 85% recyclable.

flexiform

MFC Band 1 Finishes



White 25mm MFC with matching edge. Code: WHM



Grey 25mm MFC with matching edge. Code: MOG



Dust Grey 25mm MFC with matching edge. Code: DGM



Oak 25mm MFC with matching edge. Code: MOK*



Walnut 25mm MFC with matching edge. Code: MOW*




White 25mm MFC with contrasting oak edge. Code: WHO




White 25mm MFC with contrasting black edge. Code: WHB

**Please note, we cannot guarantee continuity of these finishes.*

Laminate Band 1 Finishes



White 50mm Laminate with matching edge. Code: L02



Grey 50mm Laminate with matching edge. Code: L06



Dust Grey 50mm laminate with matching edge. Code: L23

MFC Band 2 Finishes



Cashmere Grey 25mm MFC with matching edge. Code: MSC




Antique Rose 25mm MFC with matching edge. Code: MAR




Denim Blue 25mm MFC with matching edge. Code: MDB



Reed Green 25mm MFC with matching edge. Code: MRG



Sevilla Ash 25mm MFC with matching edge. Code: MSA




Natural Nebraska Oak 25mm MFC with matching edge. Code: MNO




Natural Hamilton Oak 25mm MFC with matching edge. Code: MHO



Truffle Brown Denver Oak 25mm MFC with matching edge. Code: MDO



Natural Carini Walnut 25mm MFC with matching edge. Code: MCW



Light grey Chicago Concrete 25mm MFC with matching edge. Code: MCC

Laminate Band 2 Finishes



Cashmere Grey 50mm laminate with matching edge. Code: L19



Antique Rose 50mm laminate with matching edge. Code: L20



Denim Blue 50mm laminate with matching edge. Code: L22



Reed Green 50mm laminate with matching edge. Code: L21



Sevilla Ash 50mm laminate with matching edge. Code: L14




Natural Nebraska Oak 50mm laminate (matching edge). L11




Natural Hamilton Oak 50mm laminate with matching edge. Code: L15



Truffle Brown Denver Oak 50mm laminate with matching edge. L16




Natural Carini Walnut 50mm laminate with matching edge. Code: L17



Light grey Chicago Concrete 50mm laminate with matching edge. L18

Steel Finishes



Clear coat lacquer
Code: CCG