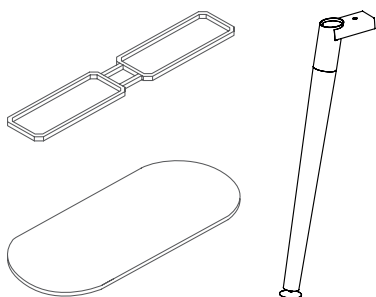


wilson tables datasheet

Extent of Range

Wilson tables are specified in separate parts to give a larger variety of combinations; the frame, Wilson legs and the work top.



Features

Type: Multi-use tables.

Legs: Wilson hand-spun oiled solid European oak leg connects to a 60mm diameter aperture at the top. Tapers down to 40mm at the bottom.

Frame: Welded frame manufactured from 50mm x 25mm rectangle section tube with concealed fixings. Available as a 1 piece frame and 4 legs or 2 piece frame and 6 legs.

Tops: 25mm MFC. Available in square, rectangular, circular, barrel, D ended and elliptical shapes.

Power and Data: Wilson Tables can be specified with cut out for power and data. Power and data modules not included.

Cable Management: Available with or without cable trays and a central cable tower.

Coffee Table Dimensions

Bespoke coffee height tables available. Please contact Flexiform for details.

Dining Height Table Dimensions

Shapes: Square, rectangular, circular, barrel, D ended and elliptical shapes.

Height: 740mm

Widths: 800mm, 1000mm, 1200mm, 1400mm, 1600mm, 1800mm, 2000mm, 2200mm, 2400mm, 2800mm, 3200mm, 3600mm or 4000mm.

Depths: 800mm, 1000mm, 1200mm, 1600mm.

Bar Height Table Dimensions

Bespoke poseur height tables available. Please contact Flexiform for details.

Delivery

This range is assembled on site by the Flexiform installation team, wrapped for protection.

Product Warranty

15 years subject to our standard T&C's. See the Flexiform Standard Warranty document for more information.

flexiform


Materials

MFC Top Panels: 25mm melamine faced chipboard (M.F.C) with 2mm ABS matching edging or contrasting edging. British standard 476 class 1 surface spread of flame. Meets E1 European standards on Formaldehyde emissions.


Steel: Powder coated steel with minimum paint coverage thickness of 35 Microns. Indentation, cross cut+adhesion and bend tested.

MFC Finishes

Standard Flexiform finishes. Additional colour options available (may incur an upcharge).



White 25mm MFC with matching edge. Code: WHM



Grey 25mm MFC with matching edge. Code: MOG



Oak 25mm MFC with matching edge. Code: MOK



Beech 25mm MFC with matching edge. Code: MOB



Romano Cherry 25mm MFC with matching edge. Code: RCM



Maple 25mm MFC with matching edge. Code: MOM



Walnut 25mm MFC with matching edge. Code: MOW



White 25mm MFC with contrasting oak edge. Code: WHO



White 25mm MFC with contrasting multiplex edge. Code: WHX

Leg Finish

Solid oak as standard.




Solid oak only.

Steel Finishes

Standard Flexiform finishes. Additional colour options available (may incur an upcharge).




Black. RAL9011
Code: BLS




Silver. RAL9006
Code: JOS



Graphite Grey. RAL7024
Code: GGS



Pale Grey. RAL7035
Code: PGS



White. RAL9016
Code: JWS



Arrow Red. RAL3001
Code: ARG



Carmine Red. RAL3002
Code: CRS



Deep Orange. RAL2011
Code: ORS



Zinc Yellow. RAL1018
Code: ZYS



Fern Green. RAL6018
Code: FGB



Water Blue. RAL5021
Code: WBS



Sky Blue. RAL5015
Code: SBB



Ultramarine Blue. RAL5002
Code: UBS



Signal Blue. RAL5005
Code: SBS



Regal Blue. RAL5012.
Code: RBS



Pastel Mauve. RAL4009.
Code: PMS



Pastel Turquoise. RAL6034.
Code: PTS



Tauben Blue. RAL5014.
Code: TGS



Khaki Green. RAL6013.
Code: KGS

Product Environmental Certification



Product Certification

Tested to BS EN 15372:2008 Test Level 3
(severe contract use)

flexiform