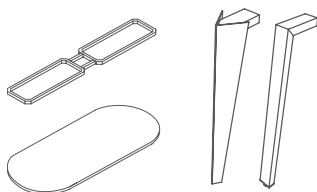


additions 2 tables datasheet & environmental report

Extent of Range

Additions 2 tables are specified in separate parts to give a larger variety of combinations; the frame, a choice of 2 legs and the work top.



Delivery

This range is assembled on site by Flexiform installation team, wrapped for protection.

Product Warranty

15 years subject to our standard T&C's. See the Flexiform Standard Warranty document for more information.

Product Certification

Tested to BS EN 15372:2008 Test Level 3 (severe contract use)

Features

Type: Multi-use tables.

Metal Legs: A2 Spider or A3 Torch legs. Available in epoxy powder coated paint or polished chrome.

Frame: Welded frame manufactured from 50mm x 25mm rectangle section tube with concealed fixings. Available as a 1 piece frame and 4 legs or 2 piece frame and 6 legs.

Tops: 25mm MFC as standard. Available in square, rectangular, circular, barrel, D ended and elliptical shapes.

Power and Data: Additions 2 Tables can be specified with cut out for power and data. Power and data modules not included.

Optional Cable Management: Available with or without cable trays and a central cable tower. Cable trays are placed in the centre of the table 400mm away from the edge at a minimum.

Materials

MFC Top Panels: 25mm melamine faced chipboard (M.F.C) with 2mm ABS matching edging or contrasting edging. British standard 476 class 1 surface spread of flame. Meets E1 European standards on Formaldehyde emissions.

Steel: Powder coated steel with minimum paint coverage thickness of 35 Microns. Indentation, cross cut+adhesion and bend tested.

Coffee Table Dimensions

Shapes: Circular and rectangular

Height: 450mm

Widths: 800mm, 1000mm

Depths: 600mm, 800mm or 1000mm

Dining Height Table Dimensions

Shapes: Square, rectangular, circular, barrel, D ended and elliptical shapes.

Height: 740mm


Widths: 800mm, 1000mm, 1200mm, 1400mm, 1600mm, 1800mm, 2000mm, 2200mm, 2400mm, 2800mm, 3200mm, 3600mm or 4000mm.

Depths: 800mm, 1000mm, 1200mm, 1600mm.

Bar Height Table Dimensions









Bespoke poseur height tables available. Please contact Flexiform for details.

MFC Band 1 Finishes

















	White 25mm MFC with matching edge. Code: WHM
	Grey 25mm MFC with matching edge. Code: MOG
	Dust Grey 25mm MFC with matching edge. Code: DGM
	Oak 25mm MFC with matching edge. Code: MOK*
	Walnut 25mm MFC with matching edge. Code: MOW*
	White 25mm MFC with contrasting oak edge. Code: WHO
	White 25mm MFC with contrasting black edge. Code: WHB

**Please note, we cannot guarantee continuity of these finishes.*













MFC Band 2 Finishes

	Cashmere Grey 25mm MFC with matching edge. Code: MSC
	Antique Rose 25mm MFC with matching edge. Code: MAR
	Denim Blue 25mm MFC with matching edge. Code: MDB
	Reed Green 25mm MFC with matching edge. Code: MRG
	Sevilla Ash 25mm MFC with matching edge. Code: MSA
	Natural Nebraska Oak 25mm MFC with matching edge. Code: MNO
	Natural Hamilton Oak 25mm MFC with matching edge. Code: MHO
	Truffle Brown Denver Oak 25mm MFC with matching edge. Code: MDO
	Natural Carini Walnut 25mm MFC with matching edge. Code: MCW
	Light grey Chicago Concrete 25mm MFC with matching edge. Code: MCC

Standard Steel Finishes.

	Black. RAL9005. Matt. Code: BLM
	Graphite Grey. RAL7024. Matt Code: GGM
	Silver. RAL9006. Matt Code: JOM
	Pale Grey. RAL7035. Matt Code: PGM
	White. RAL9016. Matt Code: JWM
	Pale Brown. RAL8025. Matt Code: BPM
	Grey Beige. RAL1019. Matt Code: BGM
	Beige. BS10B19. Matt Code: BBM
	Light Ivory. RAL1015. Matt Code: BIM
	Olive Green. RAL6003. Matt Code: GOM
	Fern Green. RAL6025. Matt Code: GFM
	Reed Green. RAL6013. Matt Code: GRM
	Black Green. RAL6012. Matt Code: GBM
	Pine Green. RAL6028. Matt Code: GPM
	Patina Green. RAL6000. Matt Code: GAM
	Pale Green. RAL6021. Matt Code: GCM

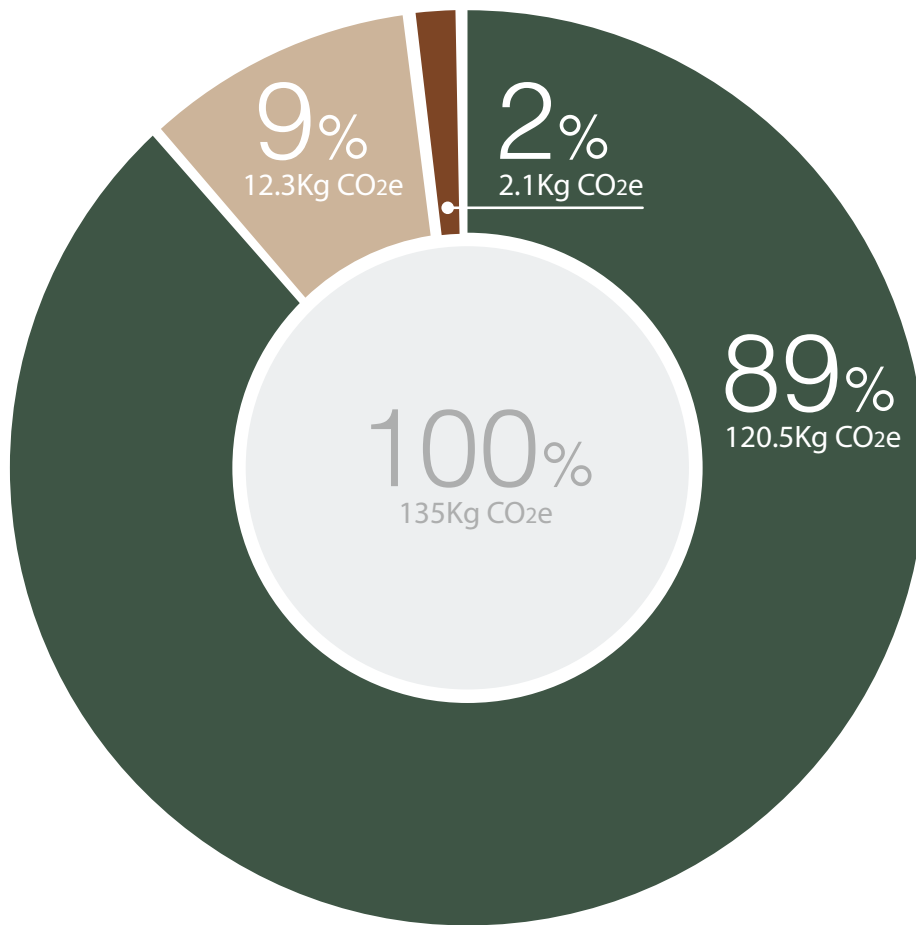
Standard Steel Finishes Continued.



	Sapphire Blue. RAL5003. Matt Code: USM
	Violet Blue. RAL5000. Matt Code: UVM
	Distant Blue. RAL5023. Matt Code: UDM
	Pastel Blue. RAL5024. Matt Code: UPM
	Purple Red. RAL3004. Matt Code: RPM
	Red Violet. RAL4002. Matt Code: RLM
	Orient Red. RAL3031. Matt Code: ROM
	Beige Red. RAL3012. Matt Code: RBM
	Tomato Red. RAL3013. Matt Code: RTM
	Salmon Pink. RAL3022. Matt Code: PSM
	Yellow Red. RAL2000. Matt Code: OYM
	Broom Yellow. RAL1032. Matt Code: YBM

Product Carbon Footprint

Our carbon footprint data is based on a life cycle assessment on a 1400mm x 800mm Additions 2 Table. Product weight: 37.1kg. Information extracted from report 'Product Carbon Footprint and Environmental Impact Assessments' prepared by Eco3, 2017.

Carbon Footprint: 135Kg CO₂e.



-  Supply Chain Transport
-  Materials & Sub Assemblies
-  In-House Processing

Product Environmental Certification



Environmental Data

Recycled Content: 58.00%

Recyclable Content: 98.31%