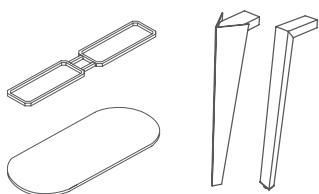




additions 2 tables datasheet & environmental report

Extent of Range

Additions 2 tables are specified in separate parts to give a larger variety of combinations; the frame, a choice of 2 legs and the work top.



Delivery

This range is assembled on site by Flexiform installation team, wrapped for protection.

Product Warranty

15 years subject to our standard T&C's. See the Flexiform Standard Warranty document for more information.

Product Certification

Tested to BS EN 15372:2008 Test Level 3 (severe contract use)

Features

Type: Multi-use tables.

Metal Legs: A2 Spider or A3 Torch legs. Available in epoxy powder coated paint or polished chrome.

Frame: Welded frame manufactured from 50mm x 25mm rectangle section tube with concealed fixings. Available as a 1 piece frame and 4 legs or 2 piece frame and 6 legs.

Tops: 25mm MFC as standard. Available in square, rectangular, circular, barrel, D ended and elliptical shapes.

Power and Data: Additions 2 Tables can be specified with cut out for power and data. Power and data modules not included.

Optional Cable Management: Available with or without cable trays and a central cable tower. Cable trays are placed in the centre of the table 400mm away from the edge at a minimum.

Materials

MFC Top Panels: 25mm melamine faced chipboard (M.F.C) with 2mm ABS matching edging or contrasting edging. British standard 476 class 1 surface spread of flame. Meets E1 European standards on Formaldehyde emissions.

Steel: Powder coated steel with minimum paint coverage thickness of 35 Microns. Indentation, cross cut+adhesion and bend tested.

Coffee Table Dimensions

Shapes: Circular and rectangular

Height: 450mm

Widths: 800mm, 1000mm

Depths: 600mm, 800mm or 1000mm

Dining Height Table Dimensions

Shapes: Square, rectangular, circular, barrel, D ended and elliptical shapes.

Height: 740mm






Widths: 800mm, 1000mm, 1200mm, 1400mm, 1600mm, 1800mm, 2000mm, 2200mm, 2400mm, 2800mm, 3200mm, 3600mm or 4000mm.

Depths: 800mm, 1000mm, 1200mm, 1600mm.

Bar Height Table Dimensions









Bespoke poseur height tables available. Please contact Flexiform for details.

MFC Band 1 Finishes

















| | |
|--|---|
|  | White 25mm MFC with matching edge. Code: WHM |
|  | Grey 25mm MFC with matching edge. Code: MOG |
|  | Dust Grey 25mm MFC with matching edge. Code: DGM |
|  | Oak 25mm MFC with matching edge. Code: MOK* |
|  | Walnut 25mm MFC with matching edge. Code: MOW* |
|  | White 25mm MFC with contrasting oak edge. Code: WHO |
|  | White 25mm MFC with contrasting black edge. Code: WHB |

**Please note, we cannot guarantee continuity of these finishes.*


MFC Band 2 Finishes

| | |
|--|--|
|  | Cashmere Grey 25mm MFC with matching edge. Code: MSC |
|  | Antique Rose 25mm MFC with matching edge. Code: MAR |
|  | Denim Blue 25mm MFC with matching edge. Code: MDB |
|  | Reed Green 25mm MFC with matching edge. Code: MRG |
|  | Sevilla Ash 25mm MFC with matching edge. Code: MSA |
|  | Natural Nebraska Oak 25mm MFC with matching edge. Code: MNO |
|  | Natural Hamilton Oak 25mm MFC with matching edge. Code: MHO |
|  | Truffle Brown Denver Oak 25mm MFC with matching edge. Code: MDO |
|  | Natural Carini Walnut 25mm MFC with matching edge. Code: MCW |
|  | Light grey Chicago Concrete 25mm MFC with matching edge. Code: MCC |

Standard Steel Finishes.

| | |
|---|---|
|  | Black. RAL9005. Matt. Code: BLM |
|  | Graphite Grey. RAL7024. Matt Code: GGM |
|  | Silver. RAL9006. Matt Code: JOM |
|  | Pale Grey. RAL7035. Matt Code: PGM |
|  | White. RAL9016. Matt Code: JWM |
|  | Pale Brown. RAL8025. Matt Code: BPM |
|  | Grey Beige. RAL1019. Matt Code: BGM |
|  | Beige. BS10B19. Matt Code: BBM |
|  | Light Ivory. RAL1015. Matt Code: BIM |
|  | Olive Green. RAL6003. Matt Code: GOM |
|  | Fern Green. RAL6025. Matt Code: GFM |
|  | Reed Green. RAL6013. Matt Code: GRM |
|  | Black Green. RAL6012. Matt Code: GBM |
|  | Pine Green. RAL6028. Matt Code: GPM |
|  | Patina Green. RAL6000. Matt Code: GAM |
|  | Pale Green. RAL6021. Matt Code: GCM |

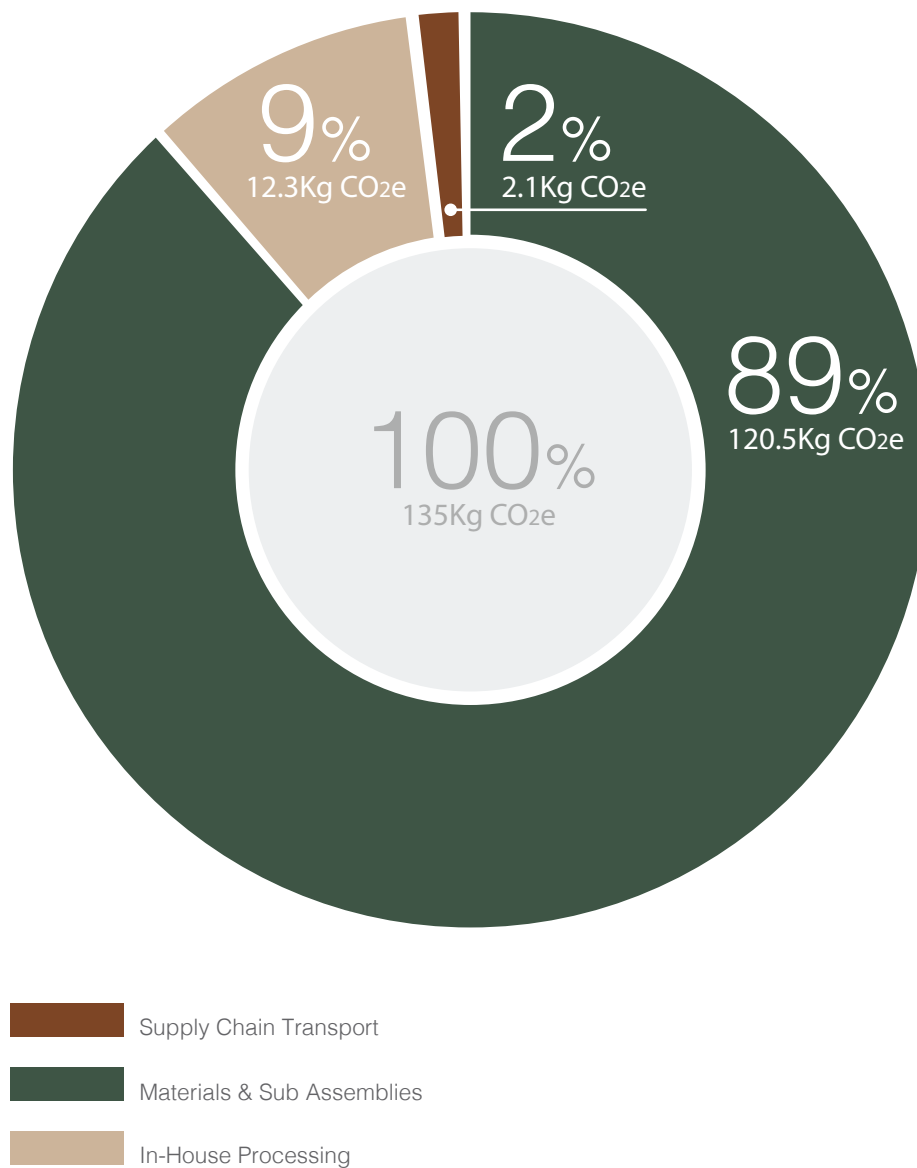
Standard Steel Finishes Continued.

| | |
|---|---|
|  | Sapphire Blue. RAL5003. Matt Code: USM |
|  | Violet Blue. RAL5000. Matt Code: UVM |
|  | Distant Blue. RAL5023. Matt Code: UDM |
|  | Pastel Blue. RAL5024. Matt Code: UPM |
|  | Purple Red. RAL3004. Matt Code: RPM |
|  | Red Violet. RAL4002. Matt Code: RLM |
|  | Orient Red. RAL3031. Matt Code: ROM |
|  | Beige Red. RAL3012. Matt Code: RBM |
|  | Tomato Red. RAL3013. Matt Code: RTM |
|  | Salmon Pink. RAL3022. Matt Code: PSM |
|  | Yellow Red. RAL2000. Matt Code: OYM |
|  | Broom Yellow. RAL1032. Matt Code: YBM |

Product Carbon Footprint

Our carbon footprint data is based on a life cycle assessment on a 1400mm x 800mm Additions 2 Table. Product weight: 37.1kg. Information extracted from report 'Product Carbon Footprint and Environmental Impact Assessments' prepared by Eco3, 2017.

Carbon Footprint: 135Kg CO₂e.



Product Environmental Certification



Environmental Data

Coming Soon.

flexiform