

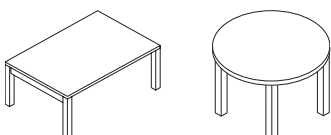


additions 4 leg tables datasheet


Extent of Range

Additions tables are available with square or round legs.

Coffee Tables



Dining Height Tables



Features

Type: Multi-use tables.

Legs: 4 square or round legs. Round legs are 60mm diameter and are constructed from steel tubing. Square legs are 50mm x 50mm square section tube.

Beams: 2 central beams manufactured from 50mm x 25mm rectangle section tube with concealed fixings.

Tops: 25mm MFC. Available in square, rectangular, circular, D ended and elliptical shapes.

Delivery

This range is assembled on site by Flexiform installation team, wrapped for protection.

Product Warranty

15 years subject to our standard T&C's. See the Flexiform Standard Warranty document for more information.

Coffee Tables Dimensions

Shapes: Square, Rectangular or Circular

Height: 450mm.

Diameter: 800mm or 1000mm

Width: 600mm, 800mm, 1000mm, 1200mm

Depth: 600mm

Dining Tables Dimensions

Shapes: Square, Rectangular, Circular, Elliptical, Double D

Height: 740mm.

Width: 800mm, 1000mm, 1200mm, 1400mm, 1500mm, 1600mm, 1800mm, 2000mm, 2200mm, 2400mm

Depth: 600mm, 800mm, 1000mm, 1200mm.


Materials

MFC Top Panels: 25mm melamine faced chipboard (M.F.C) with 2mm ABS matching edging or contrasting edging. British standard 476 class 1 surface spread of flame. Meets E1 European standards on Formaldehyde emissions.


Steel: Powder coated steel with minimum paint coverage thickness of 35 Microns. Indentation, cross cut+adhesion and bend tested.

MFC Finishes

Standard Flexiform finishes. Additional colour options available (may incur an upcharge).



White 25mm MFC with matching edge. Code: WHM



Grey 25mm MFC with matching edge. Code: MOG



Oak 25mm MFC with matching edge. Code: MOK



Beech 25mm MFC with matching edge. Code: MOB



Romano Cherry 25mm MFC with matching edge. Code: RCM



Maple 25mm MFC with matching edge. Code: MOM



Walnut 25mm MFC with matching edge. Code: MOW



White 25mm MFC with contrasting oak edge. Code: WHO



White 25mm MFC with contrasting multiplex edge. Code: WHX



White 25mm MFC with contrasting black edge. Code: WHB

Steel Finishes

Standard Flexiform finishes. Additional colour options available (may incur an upcharge).



Black. RAL9011
Code: BLS



Silver. RAL9006
Code: JOS



Graphite Grey. RAL7024
Code: GGS



Pale Grey. RAL7035
Code: PGS



White. RAL9016
Code: JWS



Arrow Red. RAL3001
Code: ARG



Carmine Red. RAL3002
Code: CRS



Deep Orange. RAL2011
Code: ORS



Zinc Yellow. RAL1018
Code: ZYS



Fern Green. RAL6018
Code: FGB



Water Blue. RAL5021
Code: WBS



Sky Blue. RAL5015
Code: SBB



Ultramarine Blue. RAL5002
Code: UBS



Signal Blue. RAL5005
Code: SBS



Regal Blue. RAL5012.
Code: RBS



Pastel Mauve. RAL4009.
Code: PMS



Pastel Turquoise. RAL6034.
Code: PTS



Tauben Blue. RAL5014.
Code: TGS



Khaki Green. RAL6013.
Code: KGS

Product Environmental Certification



flexiform