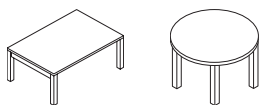


## additions 4 leg tables datasheet

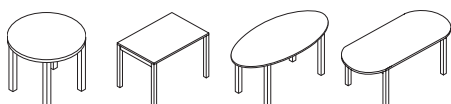
### Extent of Range

Additions tables are available with square or round legs.

### Coffee Tables



### Dining Height Tables



### Delivery

This range is assembled on site by Flexiform installation team, wrapped for protection.

### Product Warranty

15 years subject to our standard T&C's. See the Flexiform Standard Warranty document for more information.

### Features

**Type:** Multi-use tables.

**Legs:** 4 square or round legs. Round legs are 60mm diameter and are constructed from steel tubing. Square legs are 50mm x 50mm square section tube.

**Beams:** 2 central beams manufactured from 50mm x 25mm rectangle section tube with concealed fixings.

**Tops:** 25mm MFC. Available in square, rectangular, circular, D ended and elliptical shapes.

### Materials

**MFC Top Panels:** 25mm melamine faced chipboard (M.F.C) with 2mm ABS matching edging or contrasting edging. British standard 476 class 1 surface spread of flame. Meets E1 European standards on Formaldehyde emissions.

**Steel:** Powder coated steel with minimum paint coverage thickness of 35 Microns. Indentation, cross cut+adhesion and bend tested.

### Coffee Tables Dimensions

**Shapes:** Square, Rectangular or Circular

**Height:** 450mm.

**Diameter:** 800mm or 1000mm

**Width:** 600mm, 800mm, 1000mm, 1200mm

**Depth:** 600mm

### Dining Tables Dimensions

**Shapes:** Square, Rectangular, Circular, Elliptical, Double D

**Height:** 740mm.

**Width:** 800mm, 1000mm, 1200mm, 1400mm, 1500mm, 1600mm, 1800mm, 2000mm, 2200mm, 2400mm

**Depth:** 600mm, 800mm, 1000mm, 1200mm.

### Product Environmental Certification





### Environmental Data

Recycled content: 59.00%

Recyclable content: 96.88%

---










## MFC Band 1 Finishes

	White 25mm MFC with matching edge. Code: WHM
	Grey 25mm MFC with matching edge. Code: MOG
	Dust Grey 25mm MFC with matching edge. Code: DGM
	Oak 25mm MFC with matching edge. Code: MOK*
	Walnut 25mm MFC with matching edge. Code: MOW*
	White 25mm MFC with contrasting oak edge. Code: WHO
	White 25mm MFC with contrasting black edge. Code: WHB

*\*Please note, we cannot guarantee continuity of these finishes.*

















---

## MFC Band 2 Finishes

	Cashmere Grey 25mm MFC with matching edge. Code: MSC
	Antique Rose 25mm MFC with matching edge. Code: MAR
	Denim Blue 25mm MFC with matching edge. Code: MDB
	Reed Green 25mm MFC with matching edge. Code: MRG
	Sevilla Ash 25mm MFC with matching edge. Code: MSA
	Natural Nebraska Oak 25mm MFC with matching edge. Code: MNO
	Natural Hamilton Oak 25mm MFC with matching edge. Code: MHO
	Truffle Brown Denver Oak 25mm MFC with matching edge. Code: MDO
	Natural Carini Walnut 25mm MFC with matching edge. Code: MCW
	Light grey Chicago Concrete 25mm MFC with matching edge. Code: MCC













---

## Standard Steel Finishes.

	Black. RAL9005. Matt. Code: BLM
	Graphite Grey. RAL7024. Matt Code: GGM
	Silver. RAL9006. Matt Code: JOM
	Pale Grey. RAL7035. Matt Code: PGM
	White. RAL9016. Matt Code: JWM
	Pale Brown. RAL8025. Matt Code: BPM
	Grey Beige. RAL1019. Matt Code: BGM
	Beige. BS10B19. Matt Code: BBM
	Light Ivory. RAL1015. Matt Code: BIM
	Olive Green. RAL6003. Matt Code: GOM
	Fern Green. RAL6025. Matt Code: GFM
	Reed Green. RAL6013. Matt Code: GRM
	Black Green. RAL6012. Matt Code: GBM
	Pine Green. RAL6028. Matt Code: GPM
	Patina Green. RAL6000. Matt Code: GAM
	Pale Green. RAL6021. Matt Code: GCM

---

## Standard Steel Finishes Continued.

	Sapphire Blue. RAL5003. Matt Code: USM
	Violet Blue. RAL5000. Matt Code: UVM
	Distant Blue. RAL5023. Matt Code: UDM
	Pastel Blue. RAL5024. Matt Code: UPM
	Purple Red. RAL3004. Matt Code: RPM
	Red Violet. RAL4002. Matt Code: RLM
	Orient Red. RAL3031. Matt Code: ROM
	Beige Red. RAL3012. Matt Code: RBM
	Tomato Red. RAL3013. Matt Code: RTM
	Salmon Pink. RAL3022. Matt Code: PSM
	Yellow Red. RAL2000. Matt Code: OYM
	Broom Yellow. RAL1032. Matt Code: YBM