

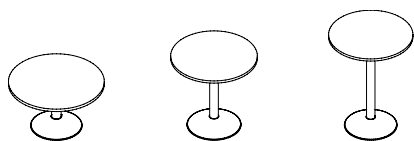


## additions tulip base tables datasheet

### Extent of Range

Chrome Base Tulip Style Pedestal Base

Table in 3 heights; coffee, dining and poseur.



### Delivery

This range is assembled on site by Flexiform installation team, wrapped for protection.

### Product Warranty

15 years subject to our standard T&C's. See the Flexiform Standard Warranty document for more information.

### Features

Type: Multi-use tables.

Base: 680mm tulip styled chrome plated base. Weight plates supplied.

Tops: 25mm circular MFC top with 2mm ABS edge with robust cast top plate.

Cable Management: Not available on this product.

### Materials

MFC Top Panels: 25mm melamine faced chipboard (M.F.C) with 2mm ABS matching edging or contrasting edging. British standard 476 class 1 surface spread of flame. Meets E1 European standards on Formaldehyde emissions.

### Coffee Table Dimensions

Height: 450mm

Diameters: 600mm, 800mm

### Dining Height Table Dimensions

Height: 720mm


Diameters: 600mm, 800mm, 900mm, 1000mm, 1200mm

### Bar Height Table Dimensions


Height: 1050mm

Diameters: 600mm, 800mm

### MFC Band 1 Finishes



White 25mm MFC with matching edge. Code: WHM



Grey 25mm MFC with matching edge. Code: MOG



Dust Grey 25mm MFC with matching edge. Code: DGM



Oak 25mm MFC with matching edge. Code: MOK\*



Walnut 25mm MFC with matching edge. Code: MOW\*



White 25mm MFC with contrasting oak edge. Code: WHO



White 25mm MFC with contrasting black edge. Code: WHB

*\*Please note, we cannot guarantee continuity of these finishes.*

### MFC Band 2 Finishes



Cashmere Grey 25mm MFC with matching edge. Code: MSC



Antique Rose 25mm MFC with matching edge. Code: MAR



Denim Blue 25mm MFC with matching edge. Code: MDB



Reed Green 25mm MFC with matching edge. Code: MRG



Sevilla Ash 25mm MFC with matching edge. Code: MSA



Natural Nebraska Oak 25mm MFC with matching edge. Code: MNO




Natural Hamilton Oak 25mm MFC with matching edge. Code: MHO



Truffle Brown Denver Oak 25mm MFC with matching edge. Code: MDO



Natural Carini Walnut 25mm MFC with matching edge. Code: MCW



Light grey Chicago Concrete 25mm MFC with matching edge. Code: MCC

### Tulip Base Finish



Chrome base.

### Product Environmental Certification

