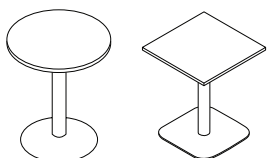


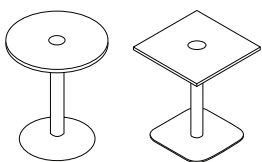


additions pedestal base tables datasheet


Extent of Range Pedestal Base



Pedestal Base, Cable Management



Double Pedestal Base



Features

Type: Multi-use tables.

Base: Flat or domed round pedestal base or square flat pedestal base with rounded corners. 108mm diameter tube, 2mm wall thickness. 5mm Press base. Powder coated as standard, polished chrome base available.

Tops: 25mm MFC. Circular bases have circular top. Square bases have square tops. Double pedestal bases available as rectangular, D end or peninsular tops.

Cable Management: Available with porthole for power and data. Power and data module not included.

Delivery

This range is assembled on site by Flexiform installation team, wrapped for protection.

Product Warranty

15 years subject to our standard T&C's. See the Flexiform Standard Warranty document for more information.

Single Pedestal Coffee Height Table

Shapes: Circular and Square

Height: 450mm

Diameter/ Square: 600mm, 800mm and 900mm (circular table only)

Single Pedestal Dining Height Table Dimensions

Shapes: Circular and Square

Height: 740mm

Diameter/ Square: 600mm, 800mm, 900mm, 1000mm and 1200mm

Double Pedestal Dining Height Table Dimensions

Shapes: Rectangular, Double D-ended, Peninsular P-End

Height: 745mm

Widths: 1600mm, 1800mm, 2000mm

Depths: 800mm, 900mm, 1000mm

Bar Height Table Dimensions

Shapes: Circular and Square

Height: 740mm

Diameter/ Square: 600mm and 800mm

Materials

MFC Top Panels: 25mm melamine faced chipboard (M.F.C) with 2mm ABS matching edging or contrasting edging. British standard 476 class 1 surface spread of flame. Meets E1 European standards on Formaldehyde emissions.

Steel: Powder coated steel with minimum paint coverage thickness of 35 Microns. Indentation, cross cut+adhesion and bend tested.
















MFC Finishes

Standard Flexiform finishes. Additional colour options available (may incur an upcharge).

	White 25mm MFC with matching edge. Code: WHM
	Grey 25mm MFC with matching edge. Code: MOG
	Oak 25mm MFC with matching edge. Code: MOK
	Beech 25mm MFC with matching edge. Code: MOB
	Romano Cherry 25mm MFC with matching edge. Code: RCM
	Maple 25mm MFC with matching edge. Code: MOM
	Walnut 25mm MFC with matching edge. Code: MOW
	White 25mm MFC with contrasting oak edge. Code: WHO
	White 25mm MFC with contrasting multiplex edge. Code: WHX
	White 25mm MFC with contrasting black edge. Code: WHB

Steel Finishes

Standard Flexiform finishes. Additional colour options available (may incur an upcharge).

	Black. RAL9011 Code: BLS
	Silver. RAL9006 Code: JOS
	Graphite Grey. RAL7024 Code: GGS
	Pale Grey. RAL7035 Code: PGS
	White. RAL9016 Code: JWS
	Arrow Red. RAL3001 Code: ARG
	Carmine Red. RAL3002 Code: CRS
	Deep Orange. RAL2011 Code: ORS
	Zinc Yellow. RAL1018 Code: ZYS
	Fern Green. RAL6018 Code: FGB
	Water Blue. RAL5021 Code: WBS
	Sky Blue. RAL5015 Code: SBB
	Ultramarine Blue. RAL5002 Code: UBS
	Signal Blue. RAL5005 Code: SBS
	Regal Blue. RAL5012. Code: RBS
	Pastel Mauve. RAL4009. Code: PMS
	Pastel Turquoise. RAL6034. Code: PTS
	Tauben Blue. RAL5014. Code: TGS
	Khaki Green. RAL6013. Code: KGS

Product Certification

Tested to BS EN 15372:2016 Test Level 3 (severe contract use)

Product Environmental Certification

