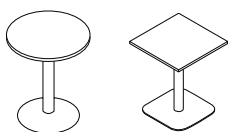


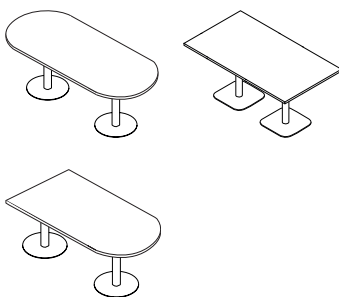


additions pedestal base tables datasheet

Pedestal Base with/without cable management



Double Pedestal Base



Delivery

This range is assembled on site by Flexiform installation team, wrapped for protection.

Product Warranty

15 years subject to our standard T&C's. See the Flexiform Standard Warranty document for more information.

Features

Type: Multi-use tables.

Base: Flat or domed round pedestal base or square flat pedestal base with rounded corners. 108mm diameter tube, 2mm wall thickness. 5mm Press base.

Powder coated as standard, polished chrome base available.

Tops: 25mm MFC. Circular bases have circular top. Square bases have square tops. Double pedestal bases available as rectangular, D end or peninsular tops.

Cable Management: Available with porthole for power and data. Power and data module not included.

Materials

MFC Top Panels: 25mm melamine faced chipboard (M.F.C) with 2mm ABS matching edging or contrasting edging. British standard 476 class 1 surface spread of flame. Meets E1 European standards on Formaldehyde emissions.

Steel: Powder coated steel with minimum paint coverage thickness of 35 Microns.

Indentation, cross cut+adhesion and bend tested.

Single Pedestal Coffee Height Table

Shapes: Circular and Square

Height: 450mm

Diameter/ Square: 600mm, 800mm and 900mm (circular table only)

Single Pedestal Dining Height Table

Dimensions

Shapes: Circular and Square

Height: 740mm

Diameter/ Square: 600mm, 800mm, 900mm, 1000mm and 1200mm

Double Pedestal Dining Height Table

Dimensions

Shapes: Rectangular, Double D-ended, Peninsular P-End

Height: 745mm

Widths: 1600mm, 1800mm, 2000mm

Depths: 800mm, 900mm, 1000mm

Bar Height Table Dimensions

Shapes: Circular and Square







Height: 740mm

Diameter/ Square: 600mm and 800mm

Product Certification










Tested to BS EN 15372:2016 Test Level 3 (severe contract use)

MFC Band 1 Finishes

















	White 25mm MFC with matching edge. Code: WHM
	Grey 25mm MFC with matching edge. Code: MOG
	Dust Grey 25mm MFC with matching edge. Code: DGM
	Oak 25mm MFC with matching edge. Code: MOK*
	Walnut 25mm MFC with matching edge. Code: MOW*
	White 25mm MFC with contrasting oak edge. Code: WHO
	White 25mm MFC with contrasting black edge. Code: WHB

**Please note, we cannot guarantee continuity of these finishes.*













MFC Band 2 Finishes

	Cashmere Grey 25mm MFC with matching edge. Code: MSC
	Antique Rose 25mm MFC with matching edge. Code: MAR
	Denim Blue 25mm MFC with matching edge. Code: MDB
	Reed Green 25mm MFC with matching edge. Code: MRG
	Sevilla Ash 25mm MFC with matching edge. Code: MSA
	Natural Nebraska Oak 25mm MFC with matching edge. Code: MNO
	Natural Hamilton Oak 25mm MFC with matching edge. Code: MHO
	Truffle Brown Denver Oak 25mm MFC with matching edge. Code: MDO
	Natural Carini Walnut 25mm MFC with matching edge. Code: MCW
	Light grey Chicago Concrete 25mm MFC with matching edge. Code: MCC

Standard Steel Finishes.

	Black. RAL9005. Matt. Code: BLM
	Graphite Grey. RAL7024. Matt. Code: GGM
	Silver. RAL9006. Matt. Code: JOM
	Pale Grey. RAL7035. Matt. Code: PGM
	White. RAL9016. Matt. Code: JWM
	Pale Brown. RAL8025. Matt. Code: BPM
	Grey Beige. RAL1019. Matt. Code: BGM
	Beige. BS10B19. Matt. Code: BBM
	Light Ivory. RAL1015. Matt. Code: BIM
	Olive Green. RAL6003. Matt. Code: GOM
	Fern Green. RAL6025. Matt. Code: GFM
	Reed Green. RAL6013. Matt. Code: GRM
	Black Green. RAL6012. Matt. Code: GBM
	Pine Green. RAL6028. Matt. Code: GPM
	Patina Green. RAL6000. Matt. Code: GAM
	Pale Green. RAL6021. Matt. Code: GCM

Standard Steel Finishes Continued.

	Sapphire Blue. RAL5003. Matt. Code: USM
	Violet Blue. RAL5000. Matt. Code: UVM
	Distant Blue. RAL5023. Matt. Code: UDM
	Pastel Blue. RAL5024. Matt. Code: UPM
	Purple Red. RAL3004. Matt. Code: RPM
	Red Violet. RAL4002. Matt. Code: RLM
	Orient Red. RAL3031. Matt. Code: ROM
	Beige Red. RAL3012. Matt. Code: RBM
	Tomato Red. RAL3013. Matt. Code: RTM
	Salmon Pink. RAL3022. Matt. Code: PSM
	Yellow Red. RAL2000. Matt. Code: OYM
	Broom Yellow. RAL1032. Matt. Code: YBM

Product Environmental Certification



Environmental Data

Recycled content: 65.51%
Recyclable content: 98.72%