


flexilink 555 shelving datasheet

Extent of Range

The Flexilink 555 Shelving range is specified in parts including back panel, mid panels, end panels and shelves.



Delivery

This range is assembled on site by the Flexiform installation team, wrapped for protection.

Product Warranty

15 years subject to our standard T&C's. See the Flexiform Standard Warranty document for more information.

Product Certificate

BS EN 14073-2:2004, BS EN 14073-3:2004 and BS EN 14074:2004

Features

Type: Bay Shelving. Minimum of 2 bays required for rigidity.

Panels: Plain solid panels. Made up of back panels, end panels, mid panels and shelves. 20 gauge steel.

Bespoke Cladding: Bespoke tops or cladding available. 25mm MFC or 50mm high pressure laminate. Please contact a Flexiform representative for details.

Components: 20swg inner panels incorporate 12.7mm slot centres to enable full shelves to be fitted.

Materials

MFC Top Panels: 25mm melamine faced chipboard (M.F.C) with 2mm ABS matching edging or contrasting edging. British standard 476 class 1 surface spread of flame. Meets E1 European standards on Formaldehyde emissions.

Steel: Powder coated steel with minimum paint coverage thickness of 35 Microns. Indentation, cross cut+adhesion and bend tested.

Components

Dividers, plain shelves, slotted shelves and plain shelf with fixed suspension rails.

Dimensions

Heights: 975mm, 1275mm, 1575mm, 1875mm or 2175mm.

Bay Widths: 600mm, 800mm, 900mm, 1000mm, 1200mm.

Depth: 250mm, 200mm, 250mm, 400mm, 500mm or 600mm.

Product Environmental Certification



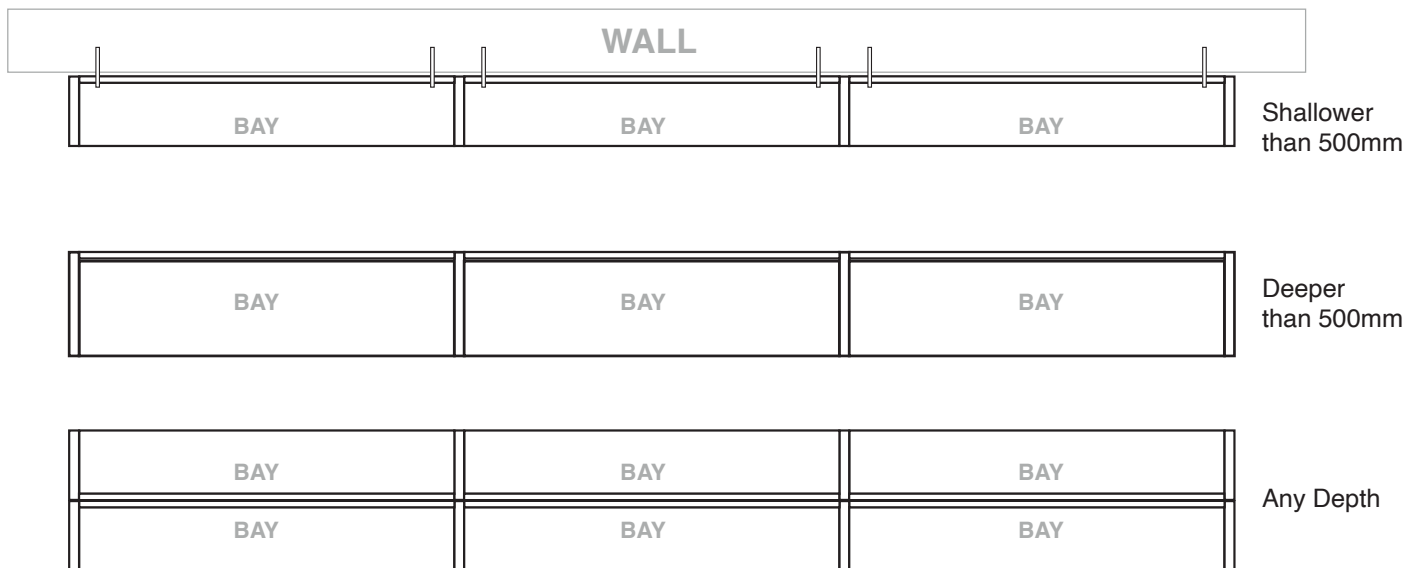
Product Recyclable Content

Based on a 2 bay, 2000mm wide x 400mm deep x 1875mm high unit.

Recyclable Content: 99.95%







Recycled Content: 29.98%

flexiform









- ✓ Single sided shelving configurations under 500mm deep must be secured to wall
- ✓ Single shelving with a depth over 500mm can be freestanding
- ✓ Back-to-back shelving of any depth can be freestanding
- ✓ Must be a minimum of 2 bays side-by-side
- ✓ Floor must be level

MFC Band 1 Finishes

















	White 25mm MFC with matching edge. Code: WHM
	Grey 25mm MFC with matching edge. Code: MOG
	Dust Grey 25mm MFC with matching edge. Code: DGM
	Oak 25mm MFC with matching edge. Code: MOK*
	Walnut 25mm MFC with matching edge. Code: MOW*
	White 25mm MFC with contrasting oak edge. Code: WHO
	White 25mm MFC with contrasting black edge. Code: WHB

**Please note, we cannot guarantee continuity of these finishes.*




MFC Band 2 Finishes

	Cashmere Grey 25mm MFC with matching edge. Code: MSC
	Antique Rose 25mm MFC with matching edge. Code: MAR
	Denim Blue 25mm MFC with matching edge. Code: MDB
	Reed Green 25mm MFC with matching edge. Code: MRG
	Sevilla Ash 25mm MFC with matching edge. Code: MSA
	Natural Nebraska Oak 25mm MFC with matching edge. Code: MNO
	Natural Hamilton Oak 25mm MFC with matching edge. Code: MHO
	Truffle Brown Denver Oak 25mm MFC with matching edge. Code: MDO
	Natural Carini Walnut 25mm MFC with matching edge. Code: MCW
	Light grey Chicago Concrete 25mm MFC with matching edge. Code: MCC

Standard Steel Finishes.

	Black. RAL9005. Matt. Code: BLM
	Graphite Grey. RAL7024. Matt Code: GGM
	Silver. RAL9006. Matt Code: JOM
	Pale Grey. RAL7035. Matt Code: PGM
	White. RAL9016. Matt Code: JWM
	Pale Brown. RAL8025. Matt Code: BPM
	Grey Beige. RAL1019. Matt Code: BGM
	Beige. BS10B19. Matt Code: BBM
	Light Ivory. RAL1015. Matt Code: BIM
	Olive Green. RAL6003. Matt Code: GOM
	Fern Green. RAL6025. Matt Code: GFM
	Reed Green. RAL6013. Matt Code: GRM
	Black Green. RAL6012. Matt Code: GBM
	Pine Green. RAL6028. Matt Code: GPM
	Patina Green. RAL6000. Matt Code: GAM
	Pale Green. RAL6021. Matt Code: GCM

Standard Steel Finishes Continued.

	Sapphire Blue. RAL5003. Matt Code: USM
	Violet Blue. RAL5000. Matt Code: UVM
	Distant Blue. RAL5023. Matt Code: UDM
	Pastel Blue. RAL5024. Matt Code: UPM
	Purple Red. RAL3004. Matt Code: RPM
	Red Violet. RAL4002. Matt Code: RLM
	Orient Red. RAL3031. Matt Code: ROM
	Beige Red. RAL3012. Matt Code: RBM
	Tomato Red. RAL3013. Matt Code: RTM
	Salmon Pink. RAL3022. Matt Code: PSM
	Yellow Red. RAL2000. Matt Code: OYM
	Broom Yellow. RAL1032. Matt Code: YBM