



## luxo lockers datasheet

---

### Extent of Range

Luxo Lockers are available in 800mm wide in 2 heights 1317mm and 1727mm.

---

### Delivery

This range is delivered pre-assembled by the Flexiform installation team, wrapped for protection.

---

### Product Warranty

15 years subject to our standard T&C's. See the Flexiform Standard Warranty document for more information

---

### Features

**Type:** Multi-tiered lockers.

**Carcass:** Welded carcass with riveted back. Side panels have ladder track stiffeners for strength and allows additional accessories to be fitted. Carcass has an inset steel top as standard.

**Doors:** Mix and match with 1 door, 2 door, 3 door or 4 door configurations. 4 door compartments only available on 1727mm high units. Door-to-door seamless design.

Doors available in steel with RAL painted, BioCarbon laminate or MFC finishes. Please note, the only door materials which can be mixed is MFC and steel.

**Steel Doors:** 20SWG Folded assembly with integral stiffener, folded to o/a thickness of 18mm.

**Laminate Doors:** 13mm laminate doors in either BioCarbon.

**MFC Doors:** 18mm MFC doors in Flexiform's standard range

**Hinges:** Supplied as standard with concealed hinges 100° opening.

**Locks:** 5 lock options: Cam lock, 2 digital keypad options, 2 RFID lock options. All locks are central to the door panel.

**Labels:** Small 29mm x 50mm label or large 55mm x 90mm self adhesive label.

---

### Features Continued

**Levelling:** Floor levelling feet supplied.

**Components:** 20swg inner panels incorporate 12.7mm slot centres for shelves or trays.

---

### Components

Adjustable shelf and tray. Optional 25mm MFC top.

---

### Dimensions

**Heights:** 1317mm or 1727mm

**Widths:** 800mm.

**Depth:** 475mm.







## Materials

**MFC Top Panels:** 25mm melamine faced chipboard (M.F.C) with 2mm ABS matching edging or contrasting edging. British standard 476 class 1 surface spread of flame. Meets E1 European standards on Formaldehyde emissions.

**Steel:** Powder coated steel with minimum paint coverage thickness of 35 Microns. Indentation, cross cut+adhesion and bend tested.











**BioCarbon:** High pressure laminate with anti-bacterial protection, easy to clean surface. Carbon neutral material.

## MFC Band 1 Finishes










	White 25mm MFC with matching edge. Code: WHM
	Grey 25mm MFC with matching edge. Code: MOG
	Dust Grey 25mm MFC with matching edge. Code: DGM
	Oak 25mm MFC with matching edge. Code: MOK*
	Walnut 25mm MFC with matching edge. Code: MOW*
	White 25mm MFC with contrasting oak edge. Code: WHO
	White 25mm MFC with contrasting black edge. Code: WHB

*\*Please note, we cannot guarantee continuity of these finishes.*



















## MFC Band 2 Finishes

	Cashmere Grey 25mm MFC with matching edge. Code: MSC
	Antique Rose 25mm MFC with matching edge. Code: MAR
	Denim Blue 25mm MFC with matching edge. Code: MDB
	Reed Green 25mm MFC with matching edge. Code: MRG
	Sevilla Ash 25mm MFC with matching edge. Code: MSA
	Natural Nebraska Oak 25mm MFC with matching edge. Code: MNO
	Natural Hamilton Oak 25mm MFC with matching edge. Code: MHO
	Truffle Brown Denver Oak 25mm MFC with matching edge. Code: MDO
	Natural Carini Walnut 25mm MFC with matching edge. Code: MCW
	Light grey Chicago Concrete 25mm MFC with matching edge. Code: MCC

## Steel Finishes

	Black. RAL9005. Matt. Code: BLM
	Graphite Grey. RAL7024. Matt. Code: GGM
	Silver. RAL9006. Matt. Code: JOM
	Pale Grey. RAL7035. Matt. Code: PGM
	White. RAL9016. Matt. Code: JWM
	Pale Brown. RAL8025. Matt. Code: BPM
	Grey Beige. RAL1019. Matt. Code: BGM
	Beige. BS10B19. Matt. Code: BBM
	Light Ivory. RAL1015. Matt. Code: BIM

## Steel Finishes Continued

	Olive Green. RAL6003. Matt. Code: GOM
	Fern Green. RAL6025. Matt. Code: GFM
	Reed Green. RAL6013. Matt. Code: GRM
	Black Green. RAL6012. Matt. Code: GBM
	Pine Green. RAL6028. Matt. Code: GPM
	Patina Green. RAL6000. Matt. Code: GAM
	Pale Green. RAL6021. Matt. Code: GCM
	Sapphire Blue. RAL5003. Matt. Code: USM
	Violet Blue. RAL5000. Matt. Code: UVM
	Distant Blue. RAL5023. Matt. Code: UDM
	Pastel Blue. RAL5024. Matt. Code: UPM
	Purple Red. RAL3004. Matt. Code: RPM
	Red Violet. RAL4002. Matt. Code: RLM
	Orient Red. RAL3031. Matt. Code: ROM
	Beige Red. RAL3012. Matt. Code: RBM
	Tomato Red. RAL3013. Matt. Code: RTM
	Salmon Pink. RAL3022. Matt. Code: PSM
	Yellow Red. RAL2000. Matt. Code: OYM
	Broom Yellow. RAL1032. Matt. Code: YBM

---

## BioCarbon Laminate.



Jet (Black)  
Code: BC223



Graphite (Grey)  
Code: BC259



Elegant Grey  
Code: BC259



Classic Grey  
Code: BC264



Luna Grey  
Code: BC278



Artic White  
Code: BC115



Egyptian White  
Code: BC129



Truffle (Brown)  
Code: BC153



Sage (Green)  
Code: BC551



Atoll (Green)  
Code: BC559




Azure (Blue)  
Code: BC425



Sky (Blue)  
Code: BC584



Carmine (Pink)  
Code: BC501



Ballerina (Pink)  
Code: BC529

---

## Environmental

Based on a 1317x800 with MFC doors.

Recycled Content: 38.73%

Recyclable Content: 99.79%

---

## Product Environmental Certification

