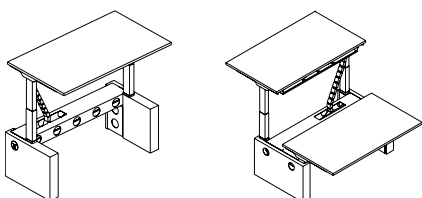


## jot-up sit/stand desks datasheet & environmental report

### Extent of Range

Jot-Up desks are available with fixed height, height settable and height adjustable electronic lifting columns.



### Features

**Type:** Agile working height adjustable desks.

**Legs:** Full cable managed legs.

**Lifting Columns:** Fixed height, height settable or full height adjustable electronic columns.

**Upper Frame:** 12swg Slide Rail support arms, welded to 12swg Folded Centre Channel.

**Top Cable Tray:** 18swg screwed to top frame assembly.

**Bottom Cable Tray:** 18swg, with LDPE cable grommets.

### Features Continued...

**End Towers:** Folded and welded steel assembly with feet levellers.

**Tops:** Rectangular 25mm MFC with ABS edging

**Cable Management:** Cables feed up enclosed central cable towers which have removable panels in to a central bottom cable tray. Cables then feed up cable snakes in to the worktops individual cable trays which feed on desk power and electrical equipment.

**Standby Mode:** 0.1 watts of power consumption in standby mode.

**Max Speed:** 38mm per second (unloaded desk).

**Max Thrust:** 1200N per column.

**Lifting Capacity:** 800N per column (80Kg's).

**Sound Level:** Below 55dB(A) in typical applications

**Mains Voltage:** 230V AC, 50Hz.

**PVC:** PVC free.

**Battery Operated:** High performance lithium-ion battery with capacity of 2.2Ah with LED charge level indicator.

**Controls:** Tactile Up/Down switch.

**Sensors:** Integrated sensor minimising the risk of damage to hard objects.

**Levelling Feet:** Included.

### Optional Software Features

**Software Connection:** Cable connects computer to the desk.

**Reminders:** Prompts the user to stand a selected percentage of an hour, every hour.

**Display:** Displays current desk height.

**User Statistics:** Counts calories burned while standing and minutes standing.

**Memory Positions:** Up to 3 memory positions.

**Languages:** English, German, French, Spanish, Italian, Korean, Chinese and Japanese.

**Computer Compatibility:** Mac, PC and Surface tablets (Windows 7, Windows 8 or higher or Mac OS (minimum OS 10.7).

**Data:** Statistics can be exported to Excel sheets.

### Optional Components

Screens, CPU holder, Lithium Ion Battery Pack, Colour Accent Disks, and Spacing Brackets to ensure a row of desks comply with the relevant safety standards.

flexiform

### Delivery

This range is assembled on site by the Flexiform installation team, wrapped for protection.

### Product Warranty

10 years from installation.

### Materials

**MFC Top Panels:** 25mm melamine faced chipboard (M.F.C) with 2mm ABS matching edging or contrasting edging. British standard 476 class 1 surface spread of flame. Meets E1 European standards on Formaldehyde emissions.

**Steel:** Powder coated steel with minimum paint coverage thickness of 35 Microns. Indentation, cross cut+adhesion and bend tested.




















### MFC Finishes

Standard Flexiform finishes. Additional colour options available (may incur an upcharge).



	White 25mm MFC with matching edge. Code: WHM
	Grey 25mm MFC with matching edge. Code: MOG
	Oak 25mm MFC with matching edge. Code: MOK
	Beech 25mm MFC with matching edge. Code: MOB
	Romano Cherry 25mm MFC with matching edge. Code: RCM
	Maple 25mm MFC with matching edge. Code: MOM
	Walnut 25mm MFC with matching edge. Code: MOW
	White 25mm MFC with contrasting oak edge. Code: WHO
	White 25mm MFC with contrasting multiplex edge. Code: WHX

### Base Steel Finishes

Standard Flexiform finishes. Additional colour options available (may incur an upcharge).

	Black. RAL9011 Code: BLS
	Silver. RAL9006 Code: JOS
	Graphite Grey. RAL7024 Code: GGS
	Pale Grey. RAL7035 Code: PGS
	White. RAL9016 Code: JWS
	Arrow Red. RAL3001 Code: ARG
	Carmine Red. RAL3002 Code: CRS
	Deep Orange. RAL2011 Code: ORS
	Zinc Yellow. RAL1018 Code: ZYS
	Fern Green. RAL6018 Code: FGB
	Water Blue. RAL5021 Code: WBS
	Sky Blue. RAL5015 Code: SBB
	Ultramarine Blue. RAL5002 Code: UBS
	Signal Blue. RAL5005 Code: SBS
	Regal Blue. RAL5012. Code: RBS
	Pastel Mauve. RAL4009. Code: PMS
	Pastel Turquoise. RAL6034. Code: PTS
	Tauben Blue. RAL5014. Code: TGS
	Khaki Green. RAL6013. Code: KGS

### Lifting Column Steel Finishes

	Silver. RAL9006 Code: JOS
	White. RAL9016 Code: JWS

### Dimensions

Fixed Height: 740mm.  
Height Settable: 665mm - 1015mm.  
Height Adjustable: 610mm - 1260mm.  
Widths: 970mm, 1170mm, 1370mm, 1570mm, 1770mm.  
Single Desk Depth: 780mm.  
Back-to-Back Desk Depth: 1650mm.

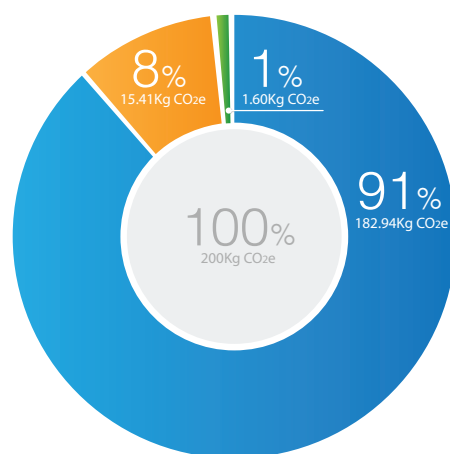
### Product Environmental Certification



### Product Carbon Footprint

Our carbon footprint data is based on a life cycle assessment on a 1400mm x 1650mm Jot-Up height adjustable desk. Product weight: 84.26kg. Information extracted from report 'Product Carbon Footprint and Environmental Impact Assessments' prepared by Eco3, 2017.

Carbon Footprint: 200Kg CO<sub>2</sub>e.



	Supply Chain Transport
	Materials & Sub Assemblies
	In-House Processing