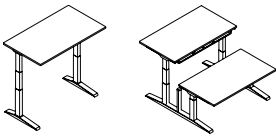




## jot-up lite sit/stand desks datasheet

### Extent of Range

Jot-Up desks are available with height adjustable electronic lifting columns. Single and back-to-back configurations



### Certificate

BS EN 527:2002 parts 2 & 3 & BS 6396:2008.

### Delivery

This range is assembled on site by the Flexiform installation team, wrapped for protection.

### Product Warranty

7 years subject to our standard T&C's. See the Flexiform Standard Warranty document for more information

### Features

**Type:** Agile working height adjustable desks.

**Legs:** Back-to-back desks have adjoining legs with central screen support bracket.

**Lifting Columns:** Full height adjustable electronic columns.

**Upper Frame:** 12swg Slide Rail support arms, welded to 12swg Folded Centre Channel.

**Cable Tray:** 18swg screwed to top frame assembly.

**Tops:** Rectangular 25mm MFC with ABS edging.

**Cable Management:** Cables feed up a cable slinky to the worktop cable tray which connects on desk electrics.

**Standby Mode:** 0.1 watts of power consumption in standby mode.

**Max Speed:** 38mm per second (unloaded desk). **Max Thrust:** 1200N per column.

**Lifting Capacity:** 800N per column (80Kg's)

**Sound Level:** Below 55dB(A) in typical applications

**Mains Voltage:** 230V AC, 50Hz

**PVC:** PVC free

**Battery Operated:** High performance lithium-ion battery with capacity of 2.2Ah with LED charge level indicator.

**Controls:** Tactile Up/Down switch

**Sensors:** Integrated sensor minimising the risk of damage to hard object.

**Levelling Feet:** Included.

### Optional Software Features

**Software Connection:** Cable connects computer to the desk.

**Reminders:** Prompts the user to stand a selected percentage of an hour, every hour.

**Display:** Displays current desk height.

**User Statistics:** Counts calories burned while standing and minutes standing.

**Memory Positions:** Up to 3 memory positions.

**Languages:** English, German, French, Spanish, Italian, Korean, Chinese and Japanese.

**Computer Compatibility:** Mac, PC and Surface tablets (Windows 7, Windows 8 or higher or Mac OS (minimum OS 10.7)).

**Data:** Statistics can be exported to Excel sheets.

### Optional Components

Screens, CPU holder, Lithium Ion Battery Pack, Colour Accent Disks, and Spacing Brackets to ensure a row of desks comply with the relevant safety standards.

---

## Dimensions

Fixed Height: 740mm.

Height Settable: 665mm - 1015mm.

Height Adjustable: 610mm - 1260mm.

Widths: 970mm, 1170mm, 1370mm,  
1570mm, 1770mm.

Single Desk Depth: 780mm.

Back-to-Back Desk Depth: 1650mm.

---

## Materials

MFC Top Panels: 25mm melamine faced chipboard (M.F.C) with 2mm ABS matching edging or contrasting edging. British standard 476 class 1 surface spread of flame. Meets E1 European standards on Formaldehyde emissions.

Steel: Powder coated steel with minimum paint coverage thickness of 35 Microns. Indentation, cross cut+adhesion and bend tested.

---

## Product Environmental Certification



---

## Environmental

Recycled content: 42.44%

Recyclable Content: 72.94%

---

## MFC Band 1 Finishes



White 25mm MFC with matching edge. Code: WHM



Grey 25mm MFC with matching edge. Code: MOG



Dust Grey 25mm MFC with matching edge. Code: DGM



Oak 25mm MFC with matching edge. Code: MOK\*



Walnut 25mm MFC with matching edge. Code: MOW\*



White 25mm MFC with contrasting oak edge. Code: WHO



White 25mm MFC with contrasting black edge. Code: WHB

*\*Please note, we cannot guarantee continuity of these finishes.*

---

## MFC Band 2 Finishes



Cashmere Grey 25mm MFC with matching edge. Code: MSC



Antique Rose 25mm MFC with matching edge. Code: MAR




Denim Blue 25mm MFC with matching edge. Code: MDB



Reed Green 25mm MFC with matching edge. Code: MRG



Sevilla Ash 25mm MFC with matching edge. Code: MSA



Natural Nebraska Oak 25mm MFC with matching edge. Code: MNO



Natural Hamilton Oak 25mm MFC with matching edge. Code: MHO



Truffle Brown Denver Oak 25mm MFC with matching edge. Code: MDO



Natural Carini Walnut 25mm MFC with matching edge. Code: MCW




Light grey Chicago Concrete 25mm MFC with matching edge. Code: MCC

---


## Lifting Column & Frame Steel Finishes



Black. RAL9005  
Code: BLM



Silver. RAL9006  
Code: JOM



White. RAL9016  
Code: JWM

---