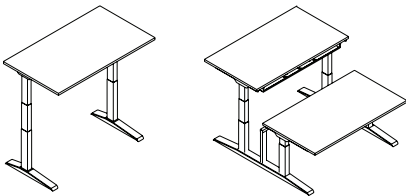




jot-up lite sit/stand desks datasheet

Extent of Range

Jot-Up desks are available with fixed height, height settable and height adjustable electronic lifting columns.



Features

Type: Agile working height adjustable desks.

Legs: Back-to-back desks have adjoining legs with central screen support bracket.

Lifting Columns: Fixed height, height settable or full height adjustable electronic columns.

Upper Frame: 12swg Slide Rail support arms, welded to 12swg Folded Centre Channel.

Cable Tray: 18swg screwed to top frame assembly.

Tops: Rectangular 25mm MFC with ABS edging.

Features Continued...

Cable Management: Cables feed up a cable slinky to the worktop cable tray which connects on desk electrics.

Standby Mode: 0.1 watts of power consumption in standby mode.

Max Speed: 38mm per second (unloaded desk). **Max Thrust:** 1200N per column.

Lifting Capacity: 800N per column (80Kg's)
Sound Level: Below 55dB(A) in typical applications

Mains Voltage: 230V AC, 50Hz
PVC: PVC free

Battery Operated: High performance lithium-ion battery with capacity of 2.2Ah with LED charge level indicator.

Controls: Tactile Up/Down switch

Sensors: Integrated sensor minimising the risk of damage to hard object.

Levelling Feet: Included

Optional Components

Screens, CPU holder, Lithium Ion Battery Pack, Colour Accent Disks, and Spacing Brackets to ensure a row of desks comply with the relevant safety standards.

Optional Software Features

Software Connection: Cable connects computer to the desk.

Reminders: Prompts the user to stand a selected percentage of an hour, every hour.

Display: Displays current desk height.

User Statistics: Counts calories burned while standing and minutes standing.

Memory Positions: Up to 3 memory positions.

Languages: English, German, French, Spanish, Italian, Korean, Chinese and Japanese.

Computer Compatibility: Mac, PC and Surface tablets (Windows 7, Windows 8 or higher or Mac OS (minimum OS 10.7)).

Data: Statistics can be exported to Excel sheets.

Delivery

This range is assembled on site by the Flexiform installation team, wrapped for protection.

Product Warranty

10 years from installation.

Dimensions

Fixed Height: 740mm.

Height Settable: 665mm - 1015mm.

Height Adjustable: 610mm - 1260mm.

Widths: 970mm, 1170mm, 1370mm, 1570mm, 1770mm.

Single Desk Depth: 780mm.


Back-to-Back Desk Depth: 1650mm.

Materials

MFC Top Panels: 25mm melamine faced chipboard (M.F.C) with 2mm ABS matching edging or contrasting edging. British standard 476 class 1 surface spread of flame. Meets E1 European standards on Formaldehyde emissions.

Steel: Powder coated steel with minimum paint coverage thickness of 35 Microns. Indentation, cross cut+adhesion and bend tested.


Lifting Column Steel Finishes


 Silver. RAL9006
Code: JOS

 White. RAL9016
Code: JWS


MFC Finishes


Standard Flexiform finishes. Additional colour options available (may incur an upcharge).


 White 25mm MFC with matching edge. Code: WHM


 Grey 25mm MFC with matching edge. Code: MOG


 Oak 25mm MFC with matching edge. Code: MOK

 Beech 25mm MFC with matching edge. Code: MOB

 Romano Cherry 25mm MFC with matching edge. Code: RCM

 Maple 25mm MFC with matching edge. Code: MOM

 Walnut 25mm MFC with matching edge. Code: MOW

 White 25mm MFC with contrasting oak edge. Code: WHO

 White 25mm MFC with contrasting multiplex edge. Code: WHX

Product Environmental Certification

