



## luxo lockers datasheet

### Extent of Range

Luxo Lockers are available in 800mm wide in 2 heights 1317mm and 1727mm.

### Delivery

This range is delivered pre-assembled by the Flexiform installation team, wrapped for protection.

### Product Warranty

15 years subject to our standard T&C's. See the Flexiform Standard Warranty document for more information

### Lead Time

Please note, Trespa and Fenix laminates are on a 10 week lead time.

### Features

**Type:** Multi-tiered lockers.

**Carcass:** Welded carcass with riveted back. Side panels have ladder track stiffeners for strength and allows additional accessories to be fitted. Carcass has an inset steel top as standard.

**Doors:** Mix and match with 1 door, 2 door, 3 door or 4 door configurations. 4 door compartments only available on 1727mm high units. Door-to-door seamless design. Doors available in steel with RAL painted, Trespa laminate, BioCarbon laminate, Fenix laminate or MFC finishes. Please note, the only door materials which can be mixed is MFC and steel.

**Steel Doors:** 20SWG Folded assembly with integral stiffener, folded to o/a thickness of 18mm.

**Laminate Doors:** 13mm laminate doors in either Fenix, BioCarbon or Trespa

**MFC Doors:** 18mm MFC doors in Flexiform's standard range

**Hinges:** Supplied as standard with concealed hinges 100° opening.

**Locks:** 5 lock options: Cam lock, 2 digital keypad options, 2 RFID lock options

. All locks are central to the door panel.

**Labels:** Small 29mm x 50mm label or large 55mm x 90mm self adhesive label.

### Features Continued

**Levelling:** Floor levelling feet supplied.

**Components:** 20swg inner panels incorporate 12.7mm slot centres for shelves or trays.

### Components

Adjustable shelf and tray. Optional 25mm MFC top.

### Dimensions

**Heights:** 1317mm or 1727mm

**Widths:** 800mm.

**Depth:** 475mm.

### Product Environmental Certification



flexiform

## Materials

**MFC Top Panels:** 25mm melamine faced chipboard (M.F.C) with 2mm ABS matching edging or contrasting edging. British standard 476 class 1 surface spread of flame. Meets E1 European standards on Formaldehyde emissions.

**Steel:** Powder coated steel with minimum paint coverage thickness of 35 Microns. Indentation, cross cut+adhesion and bend tested.

**Fenix NTM®:** Multilayer coating and the use of next-generation acrylic resins which are hardened and fixed through an Electron Beam Curing process. With low light reflectivity, their surface is extremely opaque, soft touch and anti-fingerprint. Highly resistant to scratches, abrasion, dry heat, acid-based solvents and household reagents. Micro-scratches in the top can be healed by thermal healing. Unique non-porous external layer, allowing the material to stay neat with simple, everyday care and cleaning methods. They are also suitable for contact with food.

**BioCarbon:** High pressure laminate with anti-bacterial protection, easy to clean surface. Carbon neutral material.

**Trespa:** Single sided decorative surface with non-decorative black reverse. Satin finish.

## MFC Finishes (Optional Top Only)

Standard Flexiform finishes. Additional colour options available (may incur an upcharge).

	White 25mm MFC with matching edge. Code: WHM
	Grey 25mm MFC with matching edge. Code: MOG
	Oak 25mm MFC with matching edge. Code: MOK
	Beech 25mm MFC with matching edge. Code: MOB
	Romano Cherry 25mm MFC with matching edge. Code: RCM
	Maple 25mm MFC with matching edge. Code: MOM
	Walnut 25mm MFC with matching edge. Code: MOW









## MFC Finishes Contined.

### MFC Locker Top Only

	White 25mm MFC with contrasting oak edge. Code: WHO
	White 25mm MFC with contrasting multiplex edge. Code: WHX
	White 25mm MFC with contrasting black edge. Code: WHB



## Fenix & Ply Top Finishes

Standard Flexiform finishes. Additional colour options available (may incur an upcharge).















	0030 Blanco Alaska Code: F01
	0720 Nero Ingo Code: F03
	0724 Grigio Bromo Code: F05
	0725 Grigio Efeso Code: F06
	0717 Castoro Ottawa Code: F07
	0754 Blue Fes Code: F08
	0750 Verde Comodoro Code: F09
	0751 Rosso Jaipur Code: F10

## Steel Finishes

Standard Flexiform finishes. Additional colour options available (may incur an upcharge).

	Black. RAL9011 Code: BLS
	Silver. RAL9006 Code: JOS
	Graphite Grey. RAL7024 Code: GGS
	Pale Grey. RAL7035 Code: PGS
	White. RAL9016 Code: JWS






















## Steel Finishes Contined.

	Arrow Red. RAL3001 Code: ARG
	Carmine Red. RAL3002 Code: CRS
	Deep Orange. RAL2011 Code: ORS
	Zinc Yellow. RAL1018 Code: ZYS
	Fern Green. RAL6018 Code: FGB
	Water Blue. RAL5021 Code: WBS
	Sky Blue. RAL5015 Code: SBB
	Ultramarine Blue. RAL5002 Code: UBS
	Signal Blue. RAL5005 Code: SBS
	Regal Blue. RAL5012. Code: RBS
	Pastel Mauve. RAL4009. Code: PMS
	Pastel Turquoise. RAL6034. Code: PTS
	Tauben Blue. RAL5014. Code: TGS
	Khaki Green. RAL6013. Code: KGS

flexiform




---

## BioCarbon Laminate.

	Artic White Code: BC115
	Egyptian White Code: BC129
	Antique White Code: BC142
	Truffle (Brown) Code: BC153
	Jet (Black) Code: BC223
	Graphite (Grey) Code: BC259
	Classic Grey Code: BC264
	Luna Grey Code: BC278
	Elegant Grey Code: BC259
	Gabbro (Texture) Code: BC342
	Diamond Quartz (Texture) Code: BC369
	Andesite (Texture) Code: BC312
	Alluminio (Grey) Code: BC394
	Azure (Blue) Code: BC425
	Crimson (Red) Code: BC466
	Orange Code: BC469
	Tropical (Yellow) Code: BC478
	Lime (Green) Code: BC499
	Cobalt (Blue) Code: BC442
	Carmine (Pink) Code: BC501
	Ballerina (Pink) Code: BC529








---

## BioCarbon Laminate Continued.

	Sage (Green) Code: BC551
	Atoll (Green) Code: BC559
	Sky (Blue) Code: BC584










---

## BioCarbon Non-Standard Laminate

	Country Oak (Grain) Code: BC688
	Sawn Maple (Grain) Code: BC690
	Washed Oak (Grain) Code: BC693
	Bog Oak (Grain) Code: BC620
	Smoked Oak (Grain) Code: BC627
	Royal Walnut (Grain) Code: BC646
	English Oak (Grain) Code: BC670

---

## Trespa Laminate

	Mystic White Code: K18 0.1
	Papyrus White Code: K05 1.0
	Cream White Code: K04 0.0
	Mid Beige Code: K08 2.1
	Sand Code: K07 1.1
	Stone Grey Code: K08 3.1
	Pastel Grey Code: K03 1.0
	Winter Grey Code: K21 1.0
	Silver Grey Code: K03 4.0






















---

## Trespa Laminate Continued.




















	Mid Grey Code: K21.5.1
	Quartz Grey Code: K05 5.0
	Taupe Code: K10 6.1
	Terra Cotta Code: K10 3.4
	Salmon Code: K08 2.3
	Pearl Yellow Code: K04 0.1
	Pale Yellow Code: K04 0.2
	Stone Beige Code: K05 1.1
	Champagne Code: K05 1.2
	Ceramic Greige Code: K11 8.0
	Dark Brown Code: K08 8.1
	Natural Greige Code: K06 7.1
	Tosccana Greige Code: K06 5.1
	Black Code: K90 0.0
	Anthracite Grey Code: K25 8.1
	Charcoal Grey Code: K19 7.1
	Slate Grey Code: K70 0.0
	Steel Grey Code: K21 7.0
	Deep Red Brown Code: K14 7.2

flexiform

## Trespa Laminate Continued.


	East Red Code: K12 4.5
	English Red Code: K11 4.4
	Rusty Red Code: K08 4.5
	Mahogany Red Code: K09 6.4
	Red Orange Code: K10 1.8
	Passion Red Code: K12 1.8
	Sienna Brown Code: K10 4.5
	Wine Red Code: K12 6.3
	Zinc Yellow Code: K05 0.5
	Mojito Green Code: K41 0.6
	Sun Yellow Code: K05 1.4
	Gold Yellow Code: K04 1.7
	Ochre Code: K06 3.5
	White Code: K03 0.0
	Pure White Code: K05 0.0
	Blueish Grey Code: K22 2.1
	Ocean Grey Code: K22.3.1
	Translucent Green Code: K32 2.1
	Aquamarine Code: K28. 21
	Verdigris Code: K30 3.2
	Steel Blue Code: K24 4.1

## Trespa Laminate Continued.

	Powder Blue Code: K22 2.4
	Mid Green Code: K28 6.2
	Pacific Code: K26 5.4
	Mineral Blue Code: K23 0.4
	Brilliant Blue Code: K22 4.4
	Royal Blue Code: K22 1.6
	Cobalt Blue Code: K21 5.4
	Dark Blue Code: K20 7.2
	Dark Denim Code: K22 6.2
	Lavender Blue Code: K20 5.2
	Mauve Code: K16 5.1
	Cyclam Code: K17 3.5
	Forest Green Code: K34 8.1
	Dark Green Code: K32 7.2
	Brilliant Green Code: K33 3.6
	Turf Green Code: K36 3.5
	Lime Green Code: K36 0.8
	Spring Green Code: K37 2.3
	Cactus Green Code: K35 4.0

## MFC Doors

Standard Flexiform finishes. Additional colour options available (may incur an upcharge).

	White MFC with matching edge. Code: WHM
	Grey MFC with matching edge. Code: MOG
	Oak MFC with matching edge. Code: MOK
	Beech MFC with matching edge. Code: MOB
	Romano Cherry MFC with matching edge. Code: RCM
	Maple MFC with matching edge. Code: MOM
	Walnut MFC with matching edge. Code: MOW
	Nebraska Oak MFC with matching edge. Code: NEB

flexiform