



flexiform
office tables

**stylish & functional.
collaborative, meeting,
boardroom, breakout, coffee -
we design and manufacture a
wide range of tables for every
scenario**

flexiform



channel



2x power and twin
USB data modules
as standard

choice of Pluto or
Pandora power modules

optional task lighting with
dimmer switch and tilting
shade

choice of fabric, laminate
or steel central channel

choice of laminate or
Fenix® laminate top

11mm edge profile
with reverse
chamfer

full cable
management
system

wire hairpin legs or ply legs

feet levellers

The Channel Work Table blends the boundaries from a desk to table, fully adaptable with built-in power and twin USB ports for charging laptops, phones and other accessories, with optional lighting. Uniquely designed, the Channel Work Table features a laminate top with reverse chamfer profile edges, contrasting steel, fabric or laminate central channel and choice of wire hairpin or ply legs.



channelwork table



With a large range of finishes, leg styles, electric and lighting options, the Channel Work Table is designed to suit any interior style and workspace.

FEATURES & BENEFITS

- Adaptable work table and hot desk for solo working or collaborative working.
- 4 standard sizes suitable for 4 to 12 people.
- Dining height and poseur height table.
- Integral cable management system with elegant cable spine.
- Minimal table legs and slimline cable spine to maximise space underneath the table.
- Choice of wire hairpin or ply legs to suit any office design.
- Wire hairpin legs are available in a large range of RAL's and Ferro clear coat lacquer.
- Ply legs finished with a satin clear lacquer or walnut veneer.
- Poseur height can only be specified with ply legs.
- Contrasting channel options in fabric, laminate or steel finishes.
- The central channel features integral power modules with power and twin USB and optional task lighting in a wide range of finishes.
- Lighting features an elegant dimmer button and tilting shade.
- Push and hold the button to dim the light shade.
- Reverse chamfer profile laminate worktop.
- Large range of laminate and Fenix® laminates to suit all interior design styles.
- Tested to BS EN 527-2: 2016 +A1: 2019

Channel table with lights and electrics at Wildstone

LUCIE CARR, SPACE PLANNER

with internal electrics and lights,
it's great to just plug and play”









25mm MFC or 50mm
laminate top

optional integral power
and data

two table heights
and bench seats
available

modular table,
extend and reduce
in size

large range of painted
frame finishes

integral feet levellers



ANTONY BRAY, SPACE PLANNER

whether you need a bar
high table in a café, a
collaborative table with
power & data, or a simple
place to perch and catch
up, Parq is the go-to
adaptable range





parq

From a simple cafe bench to an agile and flexible workstation, the Parq range offers a stylish modern breakout and workspace for any office environment.

FEATURES & BENEFITS

- Multifunctional table.
- Parq can be specified with full cable management to create additional collaborative working areas within the office.
- Modular table, reduces and extends in size with integral cable tower to feed electrics from floor grommets to on-desk electrics.
- Available as dining height tables, bar/poseur height tables and seating benches.
- 25mm MFC top or 50mm laminate top with 2mm ABS edging.
- Large selection of RAL powder coated paint finishes.
- Available height: 350mm, 740mm and 1050mm.
- Available widths: 1200mm, 1400mm, 1600mm, 1800mm, 2000mm, 2200mm or 2400mm.
- Laser cut tubes for a seamless finish.
- Tested to: BS EN 15372:2016.
- Optional upholstered or vinyl removable seat pads.



Modular Parq Table with Cable Management



With Parq's modular frame, the tables can be extended in size at any time, integrating a central cable tower to feed electrics to the table top

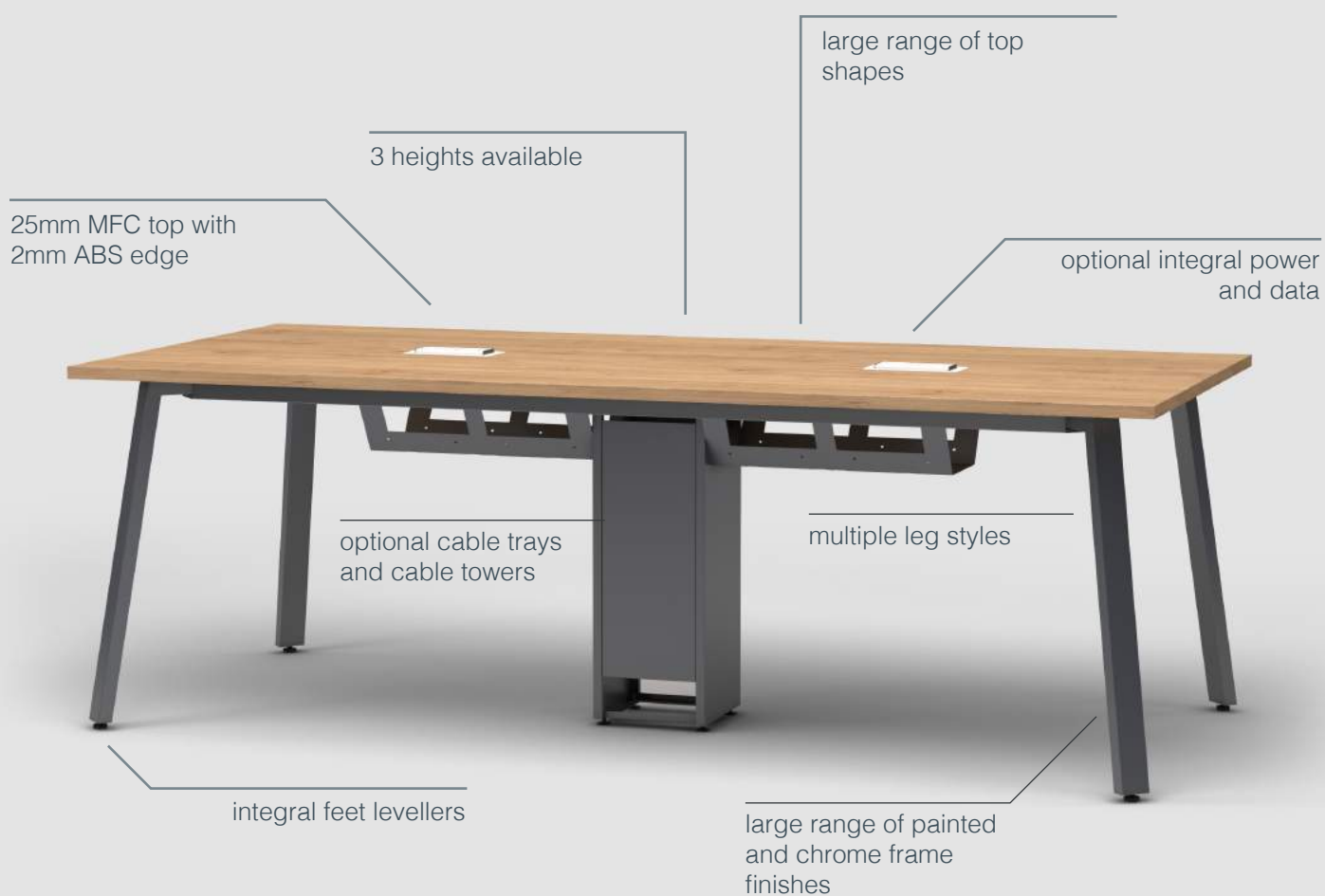


additions 2





Additions 2 tables can be designed in coffee, dining and poseur height tables, in a variety of shapes, sizes and leg styles for a truly flexible table.





“
ANTONY BRAY, SPACE PLANNER

the versatility of our
additions 2 tables gives
consistency throughout
an office from a small
coffee table in the
entrance to a large
boardroom or informal
meeting area”

23

additions2



HS2 circular informal meeting table

Available up to 4m long as standard in a large range of top shapes, sizes, finishes and leg styles, and easily adapted to your individual requirements, the Additions 2 meeting table is designed to suit any office interior design style.

FEATURES & BENEFITS

- Steel underframe for strength.
- Steel legs in two shapes; rectangular (A2) or triangular (A3)
- 6 shape tops: square, rectangular, barrel, circular, double D ended and elliptical.
- 25mm MFC top with 2mm ABS edge.
- Large selection of RAL powder coated paint finishes and chrome finish.
- Available in sizes from 800mm x 800mm to 4000mm x 1600mm.
- Available heights: coffee table (450mm), dining height (740mm) and poseur/bar height (1050mm).
- Minimal legs (4 or 6) to maximise space under the desk.
- Independently tested product carbon footprint, based on a 1400 x 800 table with metal legs, 135Kg CO2e.







wilson

wilson

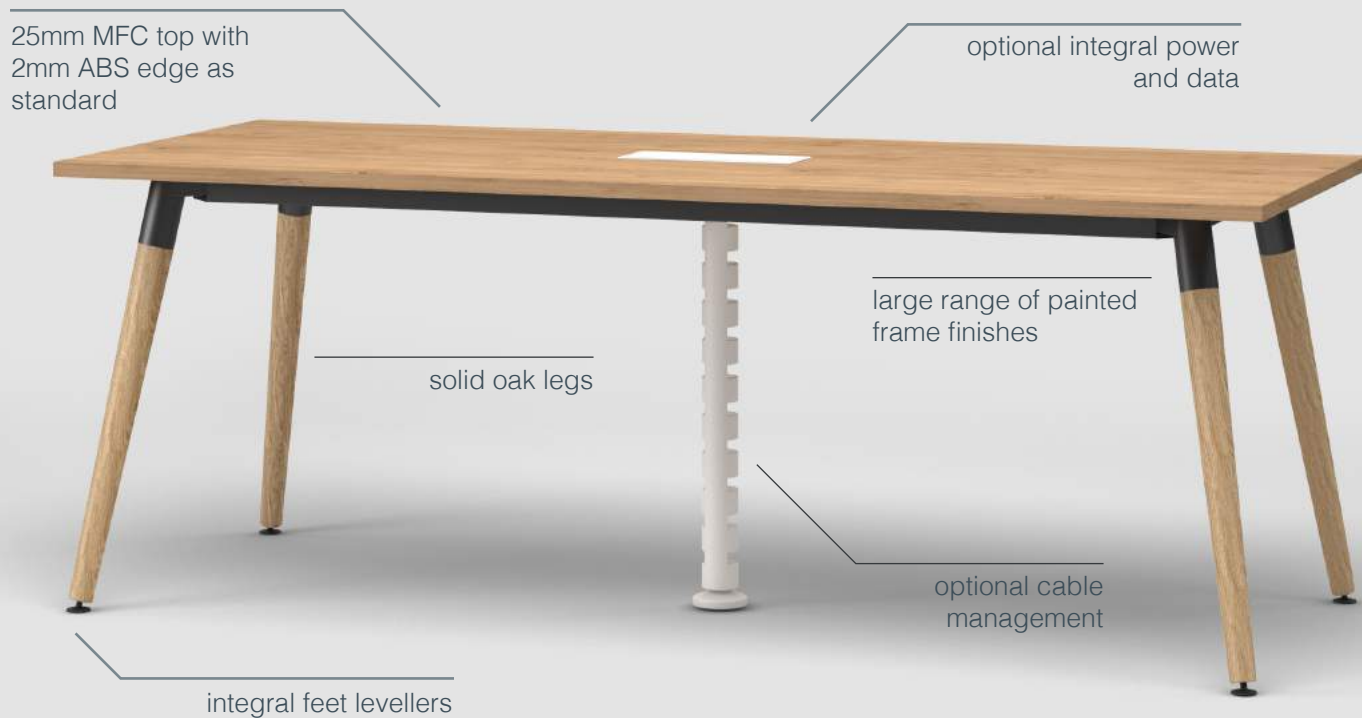


Wilson solid oak leg

Inspired by the Hygge scandi and biophilic trends, the Wilson Table is an extensive range of meeting, boardroom and breakout tables with distinctive hand-turned solid oak legs. Named after long-standing Flexiform furniture designer Tim Wilson, this table adds a domestic feel and is designed to fit into modern office interiors.

FEATURES & BENEFITS

- Steel underframe for strength.
- Hand turned solid oak legs with levelling feet.
- 6 shape tops available: square, rectangular, barrel, circular, double D ended, and elliptical.
- 25mm MFC top with 2mm ABS edge.
- Available in sizes from 800mm x 800mm to 4000mm x 1600mm.
- Optional cut-outs for in top power and data modules.
- Optional cable management trays and towers to feed electrics from the floor grommets to the table surface.
- Choice of white, pale grey, maple, oak, romano cherry, beech or walnut top with matching edging.
- Choice of white with a contrasting edge in oak or multiplex.
- Choice of white, pale grey, silver, graphite grey, black underframe.













Additions pedestal base table range offers continuity throughout the office while adapting to the requirements of the space; add cable management or power and data for charging laptops and IT, specify single or double bases to accommodate 2 people to 8 people, or alternate heights for quick touchdown meetings or formal meetings



additions pedestal



Hymans Robertson double based table

Part of the large Additions table range, Flexiform's pedestal base tables are a simple and versatile solution for breakout areas, quick meetings or café and dining areas.

FEATURES & BENEFITS

- Multipurpose table suitable for cafés, breakout spaces and collaboration zones.
- Single pedestal base tables or double pedestal base tables.
- Coffee table height (450mm), dining height (740mm) or poseur height (1050mm) tables.
- Inset power and data modules available with cable management to guide electrics to the floor.
- Optional cable management only with silver grommet.
- 25mm MFC top with 2mm ABS edge.

SINGLE PEDESTAL BASE TABLES

- Circular top and circular base or square top and rounded square base.
- 600mm - 1200mm diameter tops.

DOUBLE PEDESTAL BASE TABLES

- Rectangular, D end or peninsular tops.
- Two pedestal bases centrally spaced.
- 800mm x 1600mm, 900mm x 1800mm or 1000mm x 2000mm.
- Weighted bases for strength.

“

LUCIE CARR, SPACE PLANNER

an ideal cost-effective
touchdown table for
across the office”

WE ARE WELLNESS





additions/chrome



additionschrome



Additions Chrome tulip base table

The Additions office table is a smart and elegant pedestal base table with a trumpet style base and chrome finish, ideal for formal office meeting rooms and boardrooms, cafe/ dining spaces, receptions and education spaces.

FEATURES & BENEFITS

- Chrome tulip/ trumpet base and stem.
- 25mm MFC top with 2mm ABS edge.
- Available diameters: 600mm, 800mm, 900mm, 1000mm and 1200mm.
- Coffee, dining height and bar height tables.
- Choice of white, pale grey, maple, oak, romano cherry, beech or walnut top with matching edging.
- Choice of white with a contrasting edge in oak, multiplex or black.

25mm MFC top with a
wide range of finishes

2mm ABS edge

available in 3
heights

tulip/ trumpet
style base



additions/executive



additionsexecutive

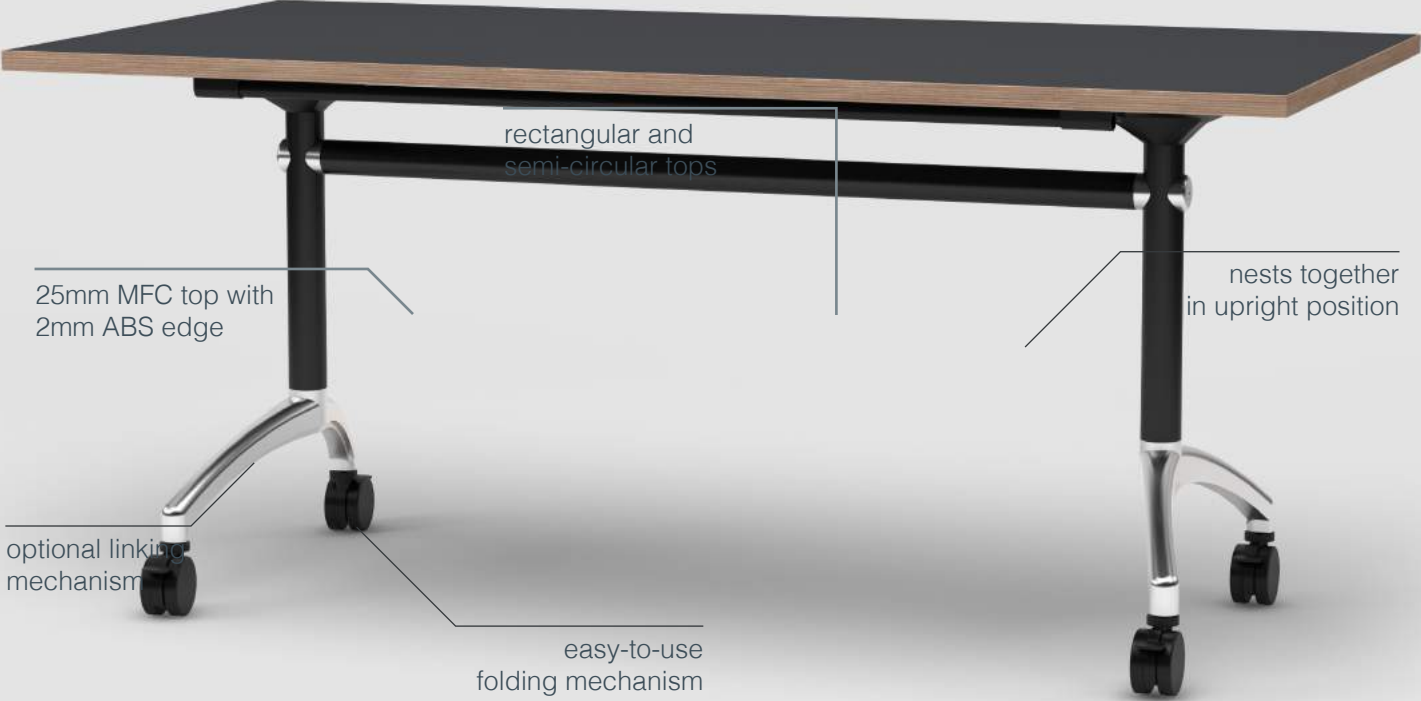


Part of the Additions furniture range, the Executive flip-top meeting tables are ideal for both occasional and permanent use – offering complete flexibility in the workplace.

FEATURES & BENEFITS

- Folds up and nests together to save space.
- Nickel plated leg frame with black textured stem.
- 25mm MFC rectangular and semi-circular tops with 2mm ABS edge.
- Lockable castors and linking mechanisms to stay securely in place.
- 800mm deep x 1200mm - 1800mm and 1500mm x 750mm.
- 1600mm x 800mm semi circular table.

Somerset Council Meeting Rooms



black textured legs

nickle plated leg design

lockable castors



additions/prestige



additionsprestige

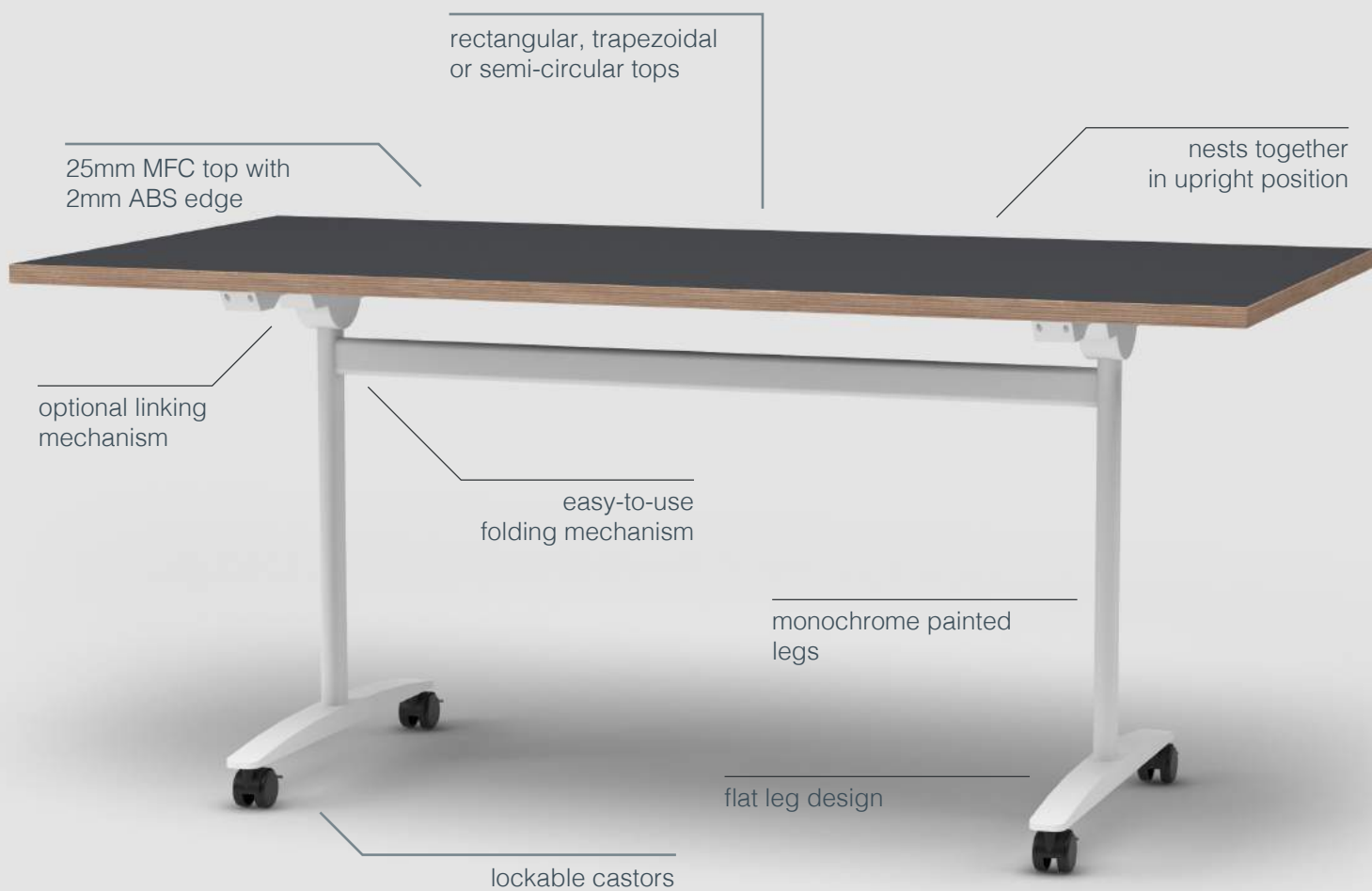


Ideal for meeting rooms, conferences and training areas, the Additions Prestige folding meeting tables stack/nest together in a vertical position when not in use, saving valuable floor space.

FEATURES & BENEFITS

- Folds up and nests together to save space.
- Painted frame in black, silver, graphite grey or white.
- 25mm MFC rectangular, trapezoidal and semi-circular tops with 2mm ABS edge.
- Lockable castors and linking mechanisms to stay securely in place.
- 1400mm or 1600mm wide x 700mm or 800mm deep.
- 1400mm x 606mm or 1600mm x 693mm trapezoidal worktops.

Energy Innovation Centre







additions/y-flip

additionsy



Suitable for training, classrooms, or collaborative areas, these Additions Y-Frame flip-top meeting tables stack/nest together in a vertical position when not in use. Ideal for both occasional and permanent use, offering complete flexibility in the workplace.

FEATURES & BENEFITS

- Folds up and nests together to save space.
- Painted frame with large range of RAL options.
- 25mm MFC rectangular and semi-circular tops with 2mm ABS edge.
- Lockable castors and linking mechanisms to stay securely in place.
- 800mm deep x 1000mm - 1800mm.





additions/v-flip



additionsv

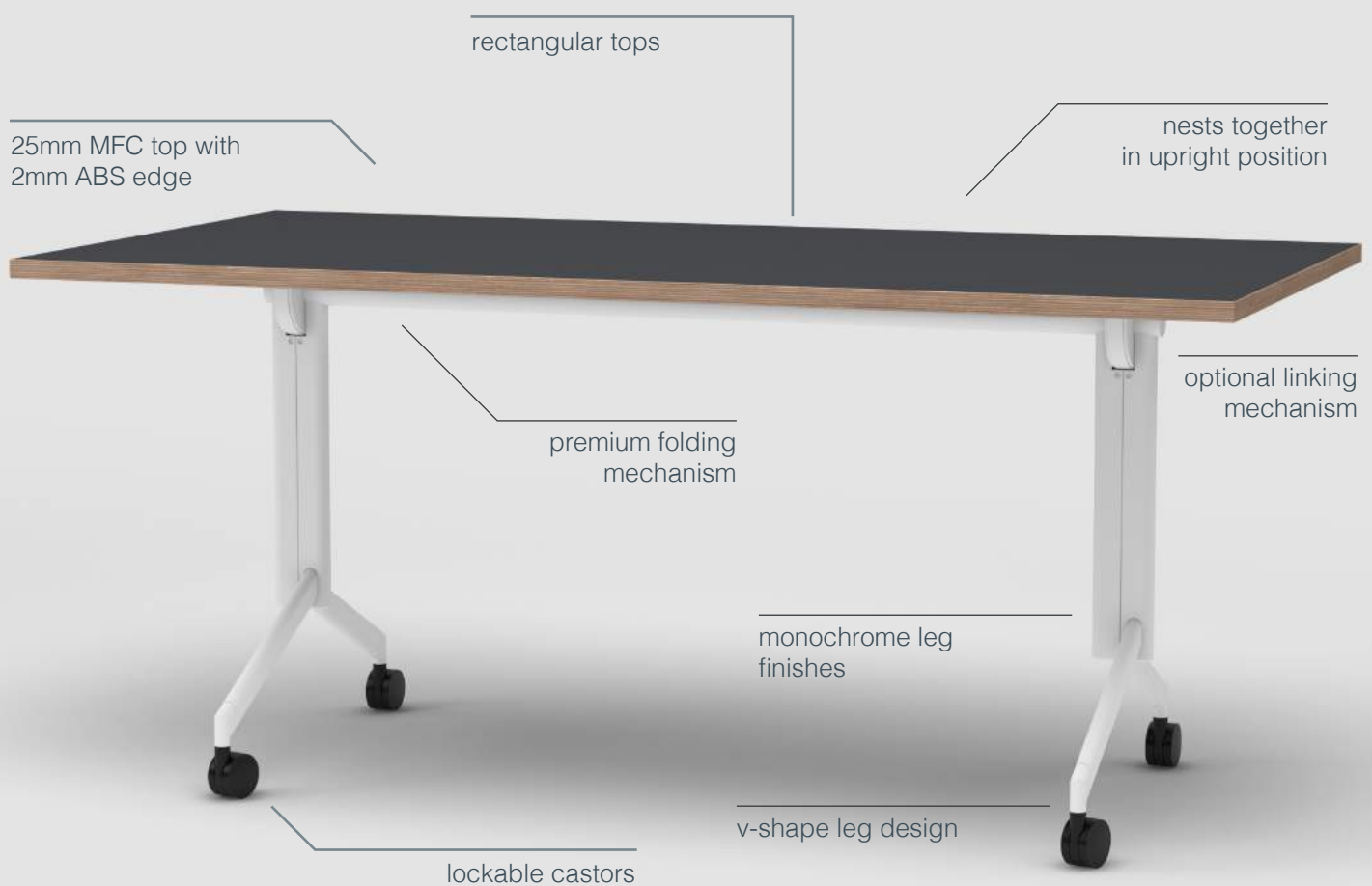


Merseyside Police meeting room

The Additions office table is a smart and elegant pedestal base table with a trumpet style base and chrome finish, ideal for formal office meeting rooms and boardrooms, cafe/ dining spaces, receptions and education spaces.

FEATURES & BENEFITS

- Folds up and nests together to save space.
- Painted frame in black, silver, graphite grey or white.
- 25mm MFC rectangular tops with 2mm ABS edge.
- Lockable castors and linking mechanisms to stay securely in place.
- 800mm deep x 1400mm - 2000mm and 700mm x 1400mm.
- Rectangular top.






additions table



additionstable



Part of the Additions office table range, these 4-leg tables are simply styled with rectangular or circular legs and a 25mm MFC top. Designed for maximum versatility, these tables suit any workplace or academic environment, providing quick work or a collaborative space.

FEATURES & BENEFITS

- 4x square or circular legs.
- Large size range from 1000mm x 600mm up to 2400mm x 1200mm.
- Coffee tables available
- Four top shapes; rectangular, elliptical, double D ended, or circular.
- Large selection of RAL powder coated paint finishes.
- 25mm MFC top with 2mm ABS edge.
- Choice of white, pale grey, maple, oak, romano cherry, beech or walnut top with matching edging.
- Choice of white with a contrasting edge in oak or multiplex
- Choice of white, pale grey, silver, graphite grey, black, zinc yellow, deep orange, carmine red, arrow red, pastel mauve, tauben blue, ultramarine blue, signal blue, sky blue, regal blue, pastel turquoise, water blue, khaki green or fern green framework.

Frank Recruitment

25mm MFC or 50mm
laminate top

optional integral power
and data

dining and coffee
height tables

large range of painted
frame finishes

integral feet levellers



jot-up meet





For collaboration and informal presentations, add inset power and data modules for charging points and team up with mobile media units and height adjustable stools



jot-upmeet



Jot-Up Meet is a multifunctional and adaptable table range for quick collaborative catch-ups or full meetings.

FEATURES & BENEFITS

- Multipurpose table suitable for boardrooms, meeting rooms, breakout spaces and collaboration zones.
- Encourages staff to move throughout the day.
- Mains powered electrical lifting columns.
- 610mm - 1250mm height.
- Single column small sit/stand tables are 800mm x 1600mm, 900mm x 1800mm or 1000mm x 2000mm.
- Twin column larger sit/stand tables are 1200mm or 1400mm x 2000mm or 2400mm.
- 25mm MFC top with matching or contrasting 2mm ABS edge.
- Integrated sensor minimises the risk of damage to property.
- Two tactile up/down switches accessible from both sides.
- Available with or without central cut-outs for power and data.
- Integral cable tray connecting lifting columns, switches and (optional) inset power and data.
- All legs have a foot leveller.
- Lifting columns have a sound level below 55dB(A) in typical applications with a lifting capacity of 800N per column (80Kg's).
- Max speed is 38mm per second, extend the table from lowest to highest setting in under 18 seconds (unloaded table).
- All height adjustment components are PVC free.
- 0.1 watts of power consumption in standby mode.





mimmo



mimmo

Available as coffee, side table or dining height table, our Mimmo table range is designed for all areas of the office from cafés and reception areas to meeting rooms or collaborative spaces.

FEATURES & BENEFITS

- Available heights: 450mm (coffee table), 525mm (side table) & 775mm (dining height).
- Flat 4-star polished aluminium base with feet levellers.
- 25mm MFC top with 2mm ABS edge.
- Available diameters: 600mm, 800mm.
- Choice of a circular or square top.
- Choice of white, pale grey, maple, oak, romano cherry, beech or walnut top with matching edging.
- Choice of white top with a contrasting edge in oak or multiplex.







x-range



x range



Designed to compliment our Valido seating range, the X-range coffee and side tables feature 4 wooden legs with oak, walnut, black and white staining.

FEATURES & BENEFITS

- Designed to compliment our Valido chair range.
- Available in heights of 450mm (coffee table), and 525mm (side table).
- 4 ash wood legs with oak, black, white or walnut staining.
- 25mm MFC top with 2mm ABS edge.
- Available diameters: 600mm, 800mm.
- Choice of a circular or square top.
- Choice of white, pale grey, maple, oak, romano cherry, beech or walnut top with matching edging.
- Choice of white with a contrasting edge in oak or multiplex.

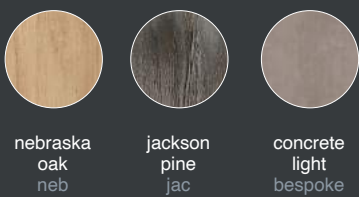
Collingwood College



STANDARD MFC TOPS



PREMIUM FERRO MFC/ LAMINATE TOPS



FENIX PREMIUM LAMINATE TOPS



LAMINATE WORKTOP & CHANNEL FINISHES




STANDARD STEEL PAINT FINISHES



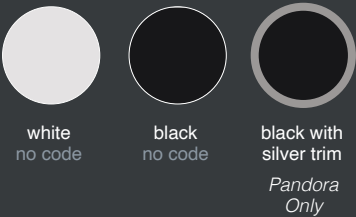
CHANNEL PLY LEGS




CHANNEL FABRIC FINISHES



CHANNEL ELECTRIC FINISHES



CHANNEL LIGHT FINISHES





YORKSHIRE HQ

Flexiform
1392 Leeds Road
Bradford
West Yorkshire
BD3 7AE

t: 01274 706206

LONDON

Flexiform
1st Floor
45 Gee Street
London
EC1V 3RS

t: 02033 010436

SCOTLAND

Flexiform
2B Young Square
Brucefield Industry Park
Bellsquarry, Livingston
EH54 9BX

t: 01506 416410

Find us online:



Company Registration Number: 02542123

flexiform
www.flexiform.co.uk