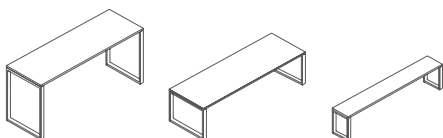




## parq benches & tables datasheet

### Extent of Range

Parq tables and benches are available with 25mm MFC top or 50mm laminate. Extensions with cable management available.



### Delivery

This range is assembled on site by the Flexiform installation team, wrapped for protection.

### Product Warranty

15 years subject to our standard T&C's. See the Flexiform Standard Warranty document for more information.

### Product Certification

BS EN 15372:2016.

### Features

**Type:** Multi-use tables for canteen and meetings.

**Legs:** 50mm x 50mm square section tube, laser cut for precision. Complete with adjustable feet.

**Beams:** 2 central beams manufactured from 50mm x 50mm square section tube with concealed fixings.

**Tops:** 25mm MFC or 50mm Laminate top.

### Materials

**MFC Top Panels:** 25mm melamine faced chipboard (M.F.C) with 2mm ABS matching edging or contrasting edging. British standard 476 class 1 surface spread of flame. Meets E1 European standards on Formaldehyde emissions.

**Laminate:** 50mm light weight MDF with high pressure laminate face balancer and 2mm ABS edging.

**Steel:** Powder coated steel with minimum paint coverage thickness of 35 Microns. Indentation, cross cut+adhesion and bend tested.

### Dimensions

**Heights (depending upon top):** 735mm/ 760mm or 1050mm/ 1075mm.

**Widths:** 1200mm, 1400mm, 1600mm, 1800mm, 2000mm, 2200mm or 2400mm.

**Depth:** 800mm.


### Product Environmental Certification




### Product Recyclable Content

Approximately 85% recyclable.

### MFC Band 1 Finishes



White 25mm MFC with matching edge. Code: WHM



Grey 25mm MFC with matching edge. Code: MOG



Dust Grey 25mm MFC with matching edge. Code: DGM



Oak 25mm MFC with matching edge. Code: MOK\*



Walnut 25mm MFC with matching edge. Code: MOW\*



White 25mm MFC with contrasting oak edge. Code: WHO



White 25mm MFC with contrasting black edge. Code: WHB

*\*Please note, we cannot guarantee continuity of these finishes.*

### MFC Band 2 Finishes



Cashmere Grey 25mm MFC with matching edge. Code: MSC



Antique Rose 25mm MFC with matching edge. Code: MAR



Denim Blue 25mm MFC with matching edge. Code: MDB



Reed Green 25mm MFC with matching edge. Code: MRG




Sevilla Ash 25mm MFC with matching edge. Code: MSA



Natural Nebraska Oak 25mm MFC with matching edge. Code: MNO



Natural Hamilton Oak 25mm MFC with matching edge. Code: MHO



Truffle Brown Denver Oak 25mm MFC with matching edge. Code: MDO




Natural Carini Walnut 25mm MFC with matching edge. Code: MCW




Light grey Chicago Concrete 25mm MFC with matching edge. Code: MCC

### Laminate Band 1 Finishes



White 50mm Laminate with matching edge. Code: L02



Grey 50mm Laminate with matching edge. Code: L06



Dust Grey 50mm laminate with matching edge. Code: L23

### Laminate Band 2 Finishes



Cashmere Grey 50mm laminate with matching edge. Code: L19



Antique Rose 50mm laminate with matching edge. Code: L20



Denim Blue 50mm laminate with matching edge. Code: L22



Reed Green 50mm laminate with matching edge. Code: L21



Sevilla Ash 50mm laminate with matching edge. Code: L14



Natural Nebraska Oak 50mm laminate (matching edge). L11




Natural Hamilton Oak 50mm laminate with matching edge. Code: L15



Truffle Brown Denver Oak 50mm laminate with matching edge. L16












Natural Carini Walnut 50mm laminate with matching edge. Code: L17



Light grey Chicago Concrete 50mm laminate with matching edge. L18











---

#### Standard Steel Finishes.

	Black. RAL9005. Matt. Code: BLM
	Graphite Grey. RAL7024. Matt Code: GGM
	Silver. RAL9006. Matt Code: JOM
	Pale Grey. RAL7035. Matt Code: PGM
	White. RAL9016. Matt Code: JWM
	Pale Brown. RAL8025. Matt Code: BPM
	Grey Beige. RAL1019. Matt Code: BGM
	Beige. BS10B19. Matt Code: BBM
	Light Ivory. RAL1015. Matt Code: BIM









---

#### Standard Steel Finishes Continued

	Olive Green. RAL6003. Matt Code: GOM
	Fern Green. RAL6025. Matt Code: GFM
	Reed Green. RAL6013. Matt Code: GRM
	Black Green. RAL6012. Matt Code: GBM
	Pine Green. RAL6028. Matt Code: GPM
	Patina Green. RAL6000. Matt Code: GAM
	Pale Green. RAL6021. Matt Code: GCM
	Sapphire Blue. RAL5003. Matt Code: USM
	Violet Blue. RAL5000. Matt Code: UVM
	Distant Blue. RAL5023. Matt Code: UDM
	Pastel Blue. RAL5024. Matt Code: UPM

---

#### Standard Steel Finishes Continued

	Purple Red. RAL3004. Matt Code: RPM
	Red Violet. RAL4002. Matt Code: RLM
	Orient Red. RAL3031. Matt Code: ROM
	Beige Red. RAL3012. Matt Code: RBM
	Tomato Red. RAL3013. Matt Code: RTM
	Salmon Pink. RAL3022. Matt Code: PSM
	Yellow Red. RAL2000. Matt Code: OYM
	Broom Yellow. RAL1032. Matt Code: YBM