

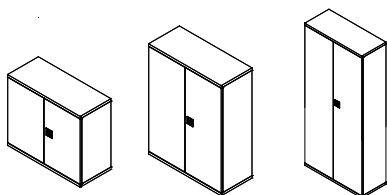


## metro storage datasheet

---

### Extent of Range

Standalone storage cabinets with shelving.



---

### Delivery

This range is delivered to site by the Flexiform installation team, wrapped for protection.

---

### Product Warranty

15 years subject to our standard T&C's. See the Flexiform Standard Warranty document for more information.

---

### Product Certification

Tested to BS EN 14073-2:2004, BS EN 14073-3:2004 and BS EN 14074:2004.

---

### Features

**Type:** Standalone storage unit.

**Construction:** Metal storage unit manufactured from 20swg mild steel. Factory assembled.

**Lock:** Locking double doors with 2 bar vertical locking bar system, locking to the top and bottom of the door into the carcass. Supplied with 2 keys (1 is folding). Black outer / Silver handle. Mastered to PCC02.

**Top:** 25mm MFC top with 2mm ABS edging included with 720mm and 740mm units. Optional additional top available for large units.

**Accessories:** 50mm pitch ladder track for adjustable shelves. Optional steel shelf and magnetic dividers available.

**Feet:** Height adjustable feet included on 720mm and 740mm cabinets, designed to adjust to desking.

**Magnetic Dividers:** Magnetic L Shape dividers manufactured in 18swg.

**Shelves:** Plain shelves 20SWG (will suspend hanging files underneath at 330ct pitch)

**Feet Levelling:** Desk high units (720/740mm) feature levelling feet.

---

### Dimensions

**Height:** 720mm, 740mm, 1315mm, 1915mm.

**Widths:** 800mm, 825mm, 1000mm..

**Depth:** 430mm.

---

### Space Planning with Metro

#### Hinge Mechanism

Due to the nature of the hinge mechanism, it is necessary to leave a 4mm gap in between units to enable the doors to open fully without rubbing on the adjoining units.

#### Feet Levelling

We advise undertaking an accurate site survey to determine the suitability of Metro 1315mm and 1915mm high units. Minimum levelling is only possible using shims or wedges (packs available).

---

### Materials

**MFC Top Panels:** 25mm melamine faced chipboard (M.F.C) with 2mm ABS matching edging or contrasting edging. British standard 476 class 1 surface spread of flame. Meets E1 European standards on Formaldehyde emissions.










**Steel:** Powder coated steel with minimum paint coverage thickness of 35 Microns. Indentation, cross cut+adhesion and bend tested.

## MFC Band 1 Finishes

















	White 25mm MFC with matching edge. Code: WHM
	Grey 25mm MFC with matching edge. Code: MOG
	Dust Grey 25mm MFC with matching edge. Code: DGM
	Oak 25mm MFC with matching edge. Code: MOK*
	Walnut 25mm MFC with matching edge. Code: MOW*
	White 25mm MFC with contrasting oak edge. Code: WHO
	White 25mm MFC with contrasting black edge. Code: WHB

*\*Please note, we cannot guarantee continuity of these finishes.*












## MFC Band 2 Finishes

	Cashmere Grey 25mm MFC with matching edge. Code: MSC
	Antique Rose 25mm MFC with matching edge. Code: MAR
	Denim Blue 25mm MFC with matching edge. Code: MDB
	Reed Green 25mm MFC with matching edge. Code: MRG
	Sevilla Ash 25mm MFC with matching edge. Code: MSA
	Natural Nebraska Oak 25mm MFC with matching edge. Code: MNO
	Natural Hamilton Oak 25mm MFC with matching edge. Code: MHO
	Truffle Brown Denver Oak 25mm MFC with matching edge. Code: MDO
	Natural Carini Walnut 25mm MFC with matching edge. Code: MCW
	Light grey Chicago Concrete 25mm MFC with matching edge. Code: MCC

## Standard Steel Finishes.

	Black. RAL9005. Matt. Code: BLM
	Graphite Grey. RAL7024. Matt. Code: GGM
	Silver. RAL9006. Matt. Code: JOM
	Pale Grey. RAL7035. Matt. Code: PGM
	White. RAL9016. Matt. Code: JWM
	Pale Brown. RAL8025. Matt. Code: BPM
	Grey Beige. RAL1019. Matt. Code: BGM
	Beige. BS10B19. Matt. Code: BBM
	Light Ivory. RAL1015. Matt. Code: BIM
	Olive Green. RAL6003. Matt. Code: GOM
	Fern Green. RAL6025. Matt. Code: GFM
	Reed Green. RAL6013. Matt. Code: GRM
	Black Green. RAL6012. Matt. Code: GBM
	Pine Green. RAL6028. Matt. Code: GPM
	Patina Green. RAL6000. Matt. Code: GAM
	Pale Green. RAL6021. Matt. Code: GCM

## Standard Steel Finishes Continued.

	Sapphire Blue. RAL5003. Matt. Code: USM
	Violet Blue. RAL5000. Matt. Code: UVM
	Distant Blue. RAL5023. Matt. Code: UDM
	Pastel Blue. RAL5024. Matt. Code: UPM
	Purple Red. RAL3004. Matt. Code: RPM
	Red Violet. RAL4002. Matt. Code: RLM
	Orient Red. RAL3031. Matt. Code: ROM
	Beige Red. RAL3012. Matt. Code: RBM
	Tomato Red. RAL3013. Matt. Code: RTM
	Salmon Pink. RAL3022. Matt. Code: PSM
	Yellow Red. RAL2000. Matt. Code: OYM
	Broom Yellow. RAL1032. Matt. Code: YBM

## Product Environmental Certification



## Environmental Data

Recycled content: 29.87%  
Recyclable content: 99.78%