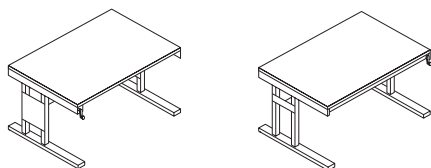




## crank height adjustable desk datasheet

### Extent of Range

Height adjustable desk with or without modesty panel.



### Delivery

This range is delivered in components and installed by the Flexiform installation team, wrapped for protection.

### Product Warranty

7 years subject to our standard T&C's. See the Flexiform Standard Warranty document for more information

### Features

**Type:** Manual height adjustable desk.

**Height Adjustability:** 300mm of stepless height adjustability using a handle.

**Handle:** Black moulded plastic, turn counter-clockwise to lift the top up, and clockwise to bring the top down.

**Frame:** Robust all steel construction for rigidity and stability. Cantilever frame with either modesty panel construction or beam assembly (no modesty).

**Feet:** Box frame 60mm x 30mm.

**Top:** 25mm MFC top with 2mm ABS edge.

### Dimensions

**Heights:** 665mm - 965mm

**Widths:** 1200mm, 1400mm, 1600mm, 1800mm.

**Depth:** 800mm.

### Materials

**MFC Top Panels:** 25mm melamine faced chipboard (M.F.C) with 2mm ABS matching edging or contrasting edging. British standard 476 class 1 surface spread of flame. Meets E1 European standards on Formaldehyde emissions.

**Steel:** Powder coated steel with minimum paint coverage thickness of 35 Microns. Indentation, cross cut+adhesion and bend tested.

### Product Environmental Certification



### Environmental

Recycled Content: 66.49%

Recyclable Content: 100%

flexiform

---

### MFC Band 1 Finishes



White 25mm MFC with matching edge. Code: WHM



Grey 25mm MFC with matching edge. Code: MOG



Dust Grey 25mm MFC with matching edge. Code: DGM



Oak 25mm MFC with matching edge. Code: MOK\*



Walnut 25mm MFC with matching edge. Code: MOW\*



White 25mm MFC with contrasting oak edge. Code: WHO



White 25mm MFC with contrasting black edge. Code: WHB

*\*Please note, we cannot guarantee continuity of these finishes.*

---

### MFC Band 2 Finishes



Cashmere Grey 25mm MFC with matching edge. Code: MSC



Antique Rose 25mm MFC with matching edge. Code: MAR



Denim Blue 25mm MFC with matching edge. Code: MDB



Reed Green 25mm MFC with matching edge. Code: MRG



Sevilla Ash 25mm MFC with matching edge. Code: MSA




Natural Nebraska Oak 25mm MFC with matching edge. Code: MNO




Natural Hamilton Oak 25mm MFC with matching edge. Code: MHO



Truffle Brown Denver Oak 25mm MFC with matching edge. Code: MDO



Natural Carini Walnut 25mm MFC with matching edge. Code: MCW




Light grey Chicago Concrete 25mm MFC with matching edge. Code: MCC

---

### Steel Finishes



Black. RAL9011  
Code: BLS



Silver. RAL9006  
Code: JOS



Graphite Grey. RAL7024  
Code: GGS



Pale Grey. RAL7035  
Code: PGS



White. RAL9016  
Code: JWS