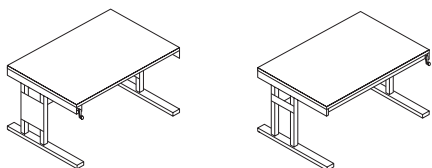




crank height adjustable desk datasheet

Extent of Range

Height adjustable desk with or without modesty panel.



Delivery

This range is delivered in components and installed by the Flexiform installation team, wrapped for protection.

Product Warranty

7 years subject to our standard T&C's. See the Flexiform Standard Warranty document for more information

Features

Type: Manual height adjustable desk.

Height Adjustability: 300mm of stepless height adjustability using a handle.

Handle: Black moulded plastic, turn counter-clockwise to lift the top up, and clockwise to bring the top down.

Frame: Robust all steel construction for rigidity and stability. Cantilever frame with either modesty panel construction or beam assembly (no modesty).

Feet: Box frame 60mm x 30mm.

Top: 25mm MFC top with 2mm ABS edge.

Dimensions

Heights: 665mm - 965mm

Widths: 1200mm, 1400mm, 1600mm, 1800mm.

Depth: 800mm.

Materials

MFC Top Panels: 25mm melamine faced chipboard (M.F.C) with 2mm ABS matching edging or contrasting edging. British standard 476 class 1 surface spread of flame. Meets E1 European standards on Formaldehyde emissions.

Steel: Powder coated steel with minimum paint coverage thickness of 35 Microns. Indentation, cross cut+adhesion and bend tested.

Product Environmental Certification



MFC Band 1 Finishes



White 25mm MFC with matching edge. Code: WHM



Grey 25mm MFC with matching edge. Code: MOG



Dust Grey 25mm MFC with matching edge. Code: DGM



Oak 25mm MFC with matching edge. Code: MOK*



Walnut 25mm MFC with matching edge. Code: MOW*



White 25mm MFC with contrasting oak edge. Code: WHO



White 25mm MFC with contrasting black edge. Code: WHB

**Please note, we cannot guarantee continuity of these finishes.*

MFC Band 2 Finishes



Cashmere Grey 25mm MFC with matching edge. Code: MSC



Antique Rose 25mm MFC with matching edge. Code: MAR



Denim Blue 25mm MFC with matching edge. Code: MDB



Reed Green 25mm MFC with matching edge. Code: MRG



Sevilla Ash 25mm MFC with matching edge. Code: MSA




Natural Nebraska Oak 25mm MFC with matching edge. Code: MNO




Natural Hamilton Oak 25mm MFC with matching edge. Code: MHO



Truffle Brown Denver Oak 25mm MFC with matching edge. Code: MDO



Natural Carini Walnut 25mm MFC with matching edge. Code: MCW




Light grey Chicago Concrete 25mm MFC with matching edge. Code: MCC

Steel Finishes



Black. RAL9011
Code: BLS



Silver. RAL9006
Code: JOS



Graphite Grey. RAL7024
Code: GGS



Pale Grey. RAL7035
Code: PGS



White. RAL9016
Code: JWS