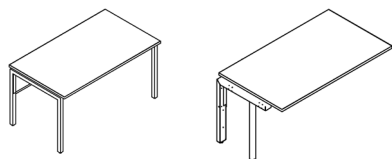




## meira side-to-side desk datasheet

### Extent of Range

Meira single desks are available with goalpost (straight) legs and rectangular tops only. Starter and extension desks.



### Delivery

This range is delivered in components, wrapped for protection and assembled by the Flexiform installation team.

### Product Warranty

15 years subject to our standard T&C's. See the Flexiform Standard Warranty document for more information.

### Product Certificate

BS EN ISO 9241, 1999, Part 5: Workstation Layout and Postural Requirements.  
BS EN 527, 2011; Part 1 Dimensions as Fixed Height Desk, Type C.  
BE EN 527-2: 2016 + A1:2019 Safety, Strength & Durability.

### Type: Desk

**Type:** 1-person workstation with 1-person extensions. Eg. 1 person, 2 persons, 3 persons. Extensions are unlimited. Contact Flexiform for details.

**Beams:** Formed from 40mm x 20mm tube for strength.

**Legs:** 40mm x 40mm tube for strength with metal plate insert. Goalpost/ straight design.

**Modesty Panels:** Folded steel modesty panel attaches to the leg frame. Modesty panels for side-to-side desks are universal fitting. Single desks include modesty panels.

**Tops:** 25mm MFC top with 2mm ABS edge, sliding top for cable access. Tops are 5mm narrower than the length of the footprint to maximise material optimisation.

**Tested to:** Over 200kg of imposed load with minimal deflection.

**Optional Cable Tray:** High-capacity cable tray, 125mm deep with plastic cable clamps for safety. Cable tray features holes allowing liquid to escape quickly in case of an accident.

**Optional Cable Tower:** Vertical all-steel cable tower in the centre of the desk to feed cables from the floor into cable trays.

**Optional Screens:** Attach directly to the frame using a screen bracket. Screens are not included. Please see Flexiform member of staff for compatibility requirements.

### Dimensions

**Height:** 740mm.

**Widths:** 1200mm, 1400mm, and 1600mm (per workstation).

**Depth:** 800mm.

### Components






Desk-mounted screens, cable leg covers for intermediate legs, and cable trays.

### Materials

**MFC Top Panels:** 25mm melamine faced chipboard (M.F.C) with 2mm ABS matching edging or contrasting edging. British standard 476 class 1 surface spread of flame. Meets E1 European standards on Formaldehyde emissions.











**Steel:** Powder coated steel with minimum paint coverage thickness of 35 Microns. Indentation, cross cut+adhesion and bend tested.

## MFC Band 1 Finishes

















	White 25mm MFC with matching edge. Code: WHM
	Grey 25mm MFC with matching edge. Code: MOG
	Dust Grey 25mm MFC with matching edge. Code: DGM
	Oak 25mm MFC with matching edge. Code: MOK*
	Walnut 25mm MFC with matching edge. Code: MOW*
	White 25mm MFC with contrasting oak edge. Code: WHO
	White 25mm MFC with contrasting black edge. Code: WHB

*\*Please note, we cannot guarantee continuity of these finishes.*













## MFC Band 2 Finishes

	Cashmere Grey 25mm MFC with matching edge. Code: MSC
	Antique Rose 25mm MFC with matching edge. Code: MAR
	Denim Blue 25mm MFC with matching edge. Code: MDB
	Reed Green 25mm MFC with matching edge. Code: MRG
	Sevilla Ash 25mm MFC with matching edge. Code: MSA
	Natural Nebraska Oak 25mm MFC with matching edge. Code: MNO
	Natural Hamilton Oak 25mm MFC with matching edge. Code: MHO
	Truffle Brown Denver Oak 25mm MFC with matching edge. Code: MDO
	Natural Carini Walnut 25mm MFC with matching edge. Code: MCW
	Light grey Chicago Concrete 25mm MFC with matching edge. Code: MCC

## Standard Steel Finishes.

	Black. RAL9005. Matt. Code: BLM
	Graphite Grey. RAL7024. Matt. Code: GGM
	Silver. RAL9006. Matt. Code: JOM
	Pale Grey. RAL7035. Matt. Code: PGM
	White. RAL9016. Matt. Code: JWM
	Pale Brown. RAL8025. Matt. Code: BPM
	Grey Beige. RAL1019. Matt. Code: BGM
	Beige. BS10B19. Matt. Code: BBM
	Light Ivory. RAL1015. Matt. Code: BIM
	Olive Green. RAL6003. Matt. Code: GOM
	Fern Green. RAL6025. Matt. Code: GFM
	Reed Green. RAL6013. Matt. Code: GRM
	Black Green. RAL6012. Matt. Code: GBM
	Pine Green. RAL6028. Matt. Code: GPM
	Patina Green. RAL6000. Matt. Code: GAM
	Pale Green. RAL6021. Matt. Code: GCM

## Standard Steel Finishes Continued.

	Sapphire Blue. RAL5003. Matt. Code: USM
	Violet Blue. RAL5000. Matt. Code: UVM
	Distant Blue. RAL5023. Matt. Code: UDM
	Pastel Blue. RAL5024. Matt. Code: UPM
	Purple Red. RAL3004. Matt. Code: RPM
	Red Violet. RAL4002. Matt. Code: RLM
	Orient Red. RAL3031. Matt. Code: ROM
	Beige Red. RAL3012. Matt. Code: RBM
	Tomato Red. RAL3013. Matt. Code: RTM
	Salmon Pink. RAL3022. Matt. Code: PSM
	Yellow Red. RAL2000. Matt. Code: OYM
	Broom Yellow. RAL1032. Matt. Code: YBM

## Product Environmental Certification



## Product Recyclable Content

99.95% recyclable

61.07% recycled content

flexiform