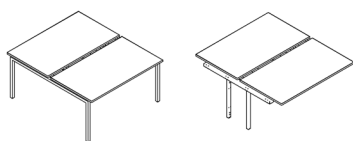


meira back-to-back desk datasheet

Extent of Range

Meira back-to-back desks are available with goalpost (straight) legs and rectangular tops only. Starter and extension desks.



Delivery

This range is delivered in components, wrapped for protection and assembled by the Flexiform installation team.

Product Warranty

15 years subject to our standard T&C's. See the Flexiform Standard Warranty document for more information.

Product Certificate

BS EN ISO 9241, 1999, Part 5: Workstation Layout and Postural Requirements.
BS EN 527, 2011; Part 1 Dimensions as Fixed Height Desk, Type C.
BE EN 527-2: 2016 + A1:2019 Safety, Strength & Durability.

Type: Desk

Type: 2-person workstation with 2-person extensions. Eg. 2 persons, 4 persons, 6 persons. Extensions are unlimited. Contact Flexiform for details.

Beams: Formed from 40mm x 20mm tube for strength.

Legs: 40mm x 40mm tube for strength. Goalpost/ straight design.

Tops: 25mm MFC top with 2mm ABS edge, sliding top for cable access. Tops are 5mm narrower than the length of the footprint to maximise material optimisation

Tested to: Over 200kg of imposed load with minimal deflection.

Optional Cable Tray: High-capacity cable tray, 130mm deep with plastic cable clamps for safety. Cable tray features holes allowing liquid to escape quickly in case of an accident.

Optional Cable Tower: Vertical all-steel cable tower in the centre of the desk to feed cables from the floor into cable trays.

Optional Screens: Attach directly to the frame using a screen bracket. Screens are not included. Please see Flexiform member of staff for compatibility requirements.

Dimensions

Height: 740mm.

Widths: 1200mm, 1400mm and 1600mm (per workstation).

Depth: 1650mm (800mm per workstation).

Components







Desk-mounted screens, infill tubes, cable leg covers for intermediate legs and cable trays.

Materials

MFC Top Panels: 25mm melamine faced chipboard (M.F.C) with 2mm ABS matching edging or contrasting edging. British standard 476 class 1 surface spread of flame. Meets E1 European standards on Formaldehyde emissions.









Steel: Powder coated steel with minimum paint coverage thickness of 35 Microns. Indentation, cross cut+adhesion and bend tested.

MFC Band 1 Finishes

















	White 25mm MFC with matching edge. Code: WHM
	Grey 25mm MFC with matching edge. Code: MOG
	Oak 25mm MFC with matching edge. Code: MOK*
	Walnut 25mm MFC with matching edge. Code: MOW*
	White 25mm MFC with contrasting oak edge. Code: WHO
	White 25mm MFC with contrasting black edge. Code: WHB

**Please note, we cannot guarantee continuity of these finishes.*













MFC Band 2 Finishes

	Cashmere Grey 25mm MFC with matching edge. Code: MSC
	Antique Rose 25mm MFC with matching edge. Code: MAR
	Denim Blue 25mm MFC with matching edge. Code: MDB
	Reed Green 25mm MFC with matching edge. Code: MRG
	Sevilla Ash 25mm MFC with matching edge. Code: MSA
	Natural Nebraska Oak 25mm MFC with matching edge. Code: MNO
	Natural Hamilton Oak 25mm MFC with matching edge. Code: MHO
	Truffle Brown Denver Oak 25mm MFC with matching edge. Code: MDO
	Natural Carini Walnut 25mm MFC with matching edge. Code: MCW
	Light grey Chicago Concrete 25mm MFC with matching edge. Code: MCC

Standard Steel Finishes.

	Black. RAL9005. Matt. Code: BLM
	Graphite Grey. RAL7024. Matt. Code: GGM
	Silver. RAL9006. Matt. Code: JOM
	Pale Grey. RAL7035. Matt. Code: PGM
	White. RAL9016. Matt. Code: JWM
	Pale Brown. RAL8025. Matt. Code: BPM
	Grey Beige. RAL1019. Matt. Code: BGM
	Beige. BS10B19. Matt. Code: BBM
	Light Ivory. RAL1015. Matt. Code: BIM
	Olive Green. RAL6003. Matt. Code: GOM
	Fern Green. RAL6025. Matt. Code: GFM
	Reed Green. RAL6013. Matt. Code: GRM
	Black Green. RAL6012. Matt. Code: GBM
	Pine Green. RAL6028. Matt. Code: GPM
	Patina Green. RAL6000. Matt. Code: GAM
	Pale Green. RAL6021. Matt. Code: GCM

Standard Steel Finishes Continued.

	Sapphire Blue. RAL5003. Matt. Code: USM
	Violet Blue. RAL5000. Matt. Code: UVM
	Distant Blue. RAL5023. Matt. Code: UDM
	Pastel Blue. RAL5024. Matt. Code: UPM
	Purple Red. RAL3004. Matt. Code: RPM
	Red Violet. RAL4002. Matt. Code: RLM
	Orient Red. RAL3031. Matt. Code: ROM
	Beige Red. RAL3012. Matt. Code: RBM
	Tomato Red. RAL3013. Matt. Code: RTM
	Salmon Pink. RAL3022. Matt. Code: PSM
	Yellow Red. RAL2000. Matt. Code: OYM
	Broom Yellow. RAL1032. Matt. Code: YBM

Product Environmental Certification



Product Recyclable Content

99.95% recyclable
61.07% recycled content

flexiform