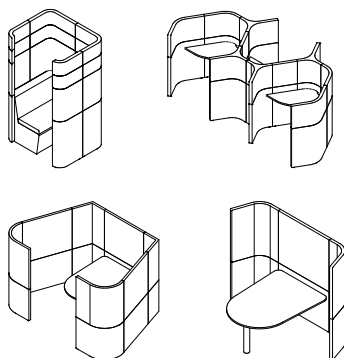




encompass booth datasheet

Extent of Range

Encompass is available in single work booths, 1-2-1 booths, meeting booths and media booths. Please see the specification guide for full extent of range.



Delivery

This range is delivered in parts and installed on site by the Flexiform installation team, wrapped for protection.

Product Warranty

10 years from installation.

Features

Type: Standalone meeting or individual work booth

Frame: 55mm thick panels finished in Camira Blazer Light, Blazer or Synergy fabric or InLoom Bondai 170

Shape: Curved or straight panels in various configurations.

Acoustic rating: 30dB noise reduction, BS EN ISO171

Base: Feet levellers

Top: 25mm MFC top with 2mm ABS edge in a large range of colours as standard. Fenix and laminate available on request
Shaped tops to maximise workspace.

Cable Management: Available down or through the panels. Hidden cable runs are 50mm x 100mm terminating at the floor with an exit hole of 90mm x 30mm, suitable to pass wieland connector and similar only (eg, not UK plugs)

Power & data: Puma power modules available in black or grey with 2x UK power, 1x UK power and 1 TUF or 1x UK power with 1x TUF and 2x data.

Base: Feet levellers

Monitor Brackets: For products EN07 - EN11 only. Suitable for up to 60 inch monitors. Please state size of screen intending to use upon ordering. 80mm dia cable port behind bracket for cable.

Product Environmental Certification



Dimensions

Heights: 1330mm, 1917mm, 2100mm

Widths/ Depths: Various depending upon configuration, please see the Encompass specification guide for more details.


flexiform

Materials


MFC Top Panels: 25mm melamine faced chipboard (M.F.C) with 2mm ABS matching edging or contrasting edging. British standard 476 class 1 surface spread of flame. Meets E1 European standards on Formaldehyde emissions.

MFC Finishes

Standard Flexiform finishes. Additional colour options available (may incur an upcharge).



White 25mm MFC with matching edge. Code: WHM




Grey 25mm MFC with matching edge. Code: MOG



Oak 25mm MFC with matching edge. Code: MOK



Beech 25mm MFC with matching edge. Code: MOB



Romano Cherry 25mm MFC with matching edge. Code: RCM



Maple 25mm MFC with matching edge. Code: MOM



Walnut 25mm MFC with matching edge. Code: MOW



White 25mm MFC with contrasting oak edge. Code: WHO



White 25mm MFC with contrasting multiplex edge. Code: WHX