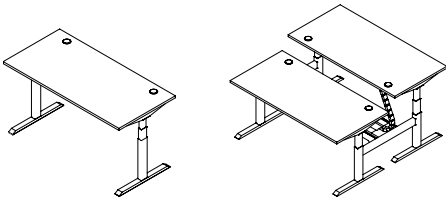




a-up sit/stand desks datasheet

Extent of Range

Height adjustable sit/stand desk.



Delivery

This range is assembled on site by Flexiform installation team, wrapped for protection.

Product Warranty

10 years from installation.

Features

Cable Management: Cable ports and rear drop down cable tray accessible from either front or back of the desk. Additional cable spine recommended for single desks. Back-to-back desks available with or without cable spine & with or without central shared cable tray and optional cable tower.

Top: Fixed 25mm MFC top.

Frame: I frame.

Max Speed: 38mm per second (unloaded desk).

Max Thrust: 500N per column.

Max Load: 100kg assuming even weight distribution.

Lifting Capacity: 800N per column (80Kg's).

Sound Level: Below 55dB(A) in typical applications.

Controls: Tactile Up/Down switch.

Sensors: Integrated collision sensor minimising the risk of damage to furniture or property.

Levelling Feet: Included.

Optional Components

Screens, CPU holder, Cable tower and Spacing brackets to ensure a row of desks comply with the relevant safety standards.

Dimensions

Height Adjustable: 610mm - 1260mm.

Widths: 1370mm, 1570mm, 1770mm and 1970mm.

Single Desk Depth: 780mm.

Back-to-Back Desk Depth: 1650mm.

Materials

MFC Top Panels: 25mm melamine faced chipboard (M.F.C) with 2mm ABS matching edging or contrasting edging. British standard 476 class 1 surface spread of flame. Meets E1 European standards on Formaldehyde emissions.

Steel: Powder coated steel with minimum paint coverage thickness of 35 Microns. Indentation, cross cut+adhesion and bend tested.

Steel Finishes




White. RAL9016
Code: JWS

MFC Finishes

Standard Flexiform finishes. Additional colour options available (may incur an upcharge).



White 25mm MFC with matching edge. Code: WHM



Grey 25mm MFC with matching edge. Code: MOG



Oak 25mm MFC with matching edge. Code: MOK



Beech 25mm MFC with matching edge. Code: MOB




Romano Cherry 25mm MFC with matching edge. Code: RCM



Maple 25mm MFC with matching edge. Code: MOM



Walnut 25mm MFC with matching edge. Code: MOW



White 25mm MFC with contrasting oak edge. Code: WHO



White 25mm MFC with contrasting multiplex edge. Code: WHX

Product Environmental Certification

